

SINGLE CAPE COD RAIL GATE

Single Gate Configuration

(10 FOOT WIDE 46" HIGH GATES)

CENTRAL EYE HINGES (Product Codes #8312)

GATE HUNG BETWEEN POSTS


Distance between latch post and gate	A
Width of Gate	B
Distance between gate and hinge post	C
Total distance between posts	D

Hardware Required						
	Galvanized Finish	Black Powder Coat over Galvanized Finish	Central Eye Hinge Advantages			
Hinge Set	8312-S242	8312-S24P	Opens both ways 100 degrees Incredible amount of adjustment Easy operation Very strong			
All fasteners are included with hardware	Set Includes					
	one 24 inch double strap (8312-542 or 8312-54SP) one adjustable bottom gate fitting (8250-002 or 8250-00P) two 12" adjustable gate pin (8801-122 or 8801-12P)					
	Central Latch Options		Dimensions (feet and inches)			
			A	B	C	D
Irish Gate Latch (shown above)	8328-002	8328-00SP	1"	10'	4.5"	10' 5.5"
Quick Catch	4100-3SS	4100-3BSS	1.5"	10'	4.5"	10'-6"
Spring Latch	8327-002	8327-00P	4"	10'	4.5"	10' 8.5"
Slide Bolt Latch	5002-L122	5002-L12SP	1"	10'	4.5"	10' 5.5"
Optional Gate Hold Back						
Heavy Duty Cabin Hook	4270-122	4270-12SP	A means of keeping gate open			
Lumber Required						
Posts	2 of 10' x 6" x6" (usually dressed out at 5.5" x 5.5")					
Rails, Stiles (uprights) and Diagonals made from full 1" thick by 5.5" wide lumber (commonly stocked decking material or rough cut lumber)						
Rails	4 of 10' x 1" x 5.5"					
Stiles	3 of 8' x 1" x 5.5"					
Diagonals	2 of 12' x 1" x 5.5"					
Filler Blocks	2 of 12' x 1" x 5.5" (Parts E,F, and G on Plan Layout)					
Fasteners Required for Gate Construction						
FP-CapeCod- Fastener Pack for Cape Cod Gate Build (Includes 50 of 1.75" wood screws, 18 of 3.5" HDG carriage bolts nuts and washers)						

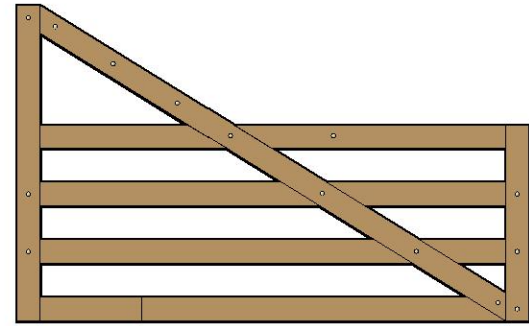
SNUG COTTAGE HARDWARE

Download includes this materials list, component cutting and layout sheet, tips on installing gate posts, and detailed instructions.

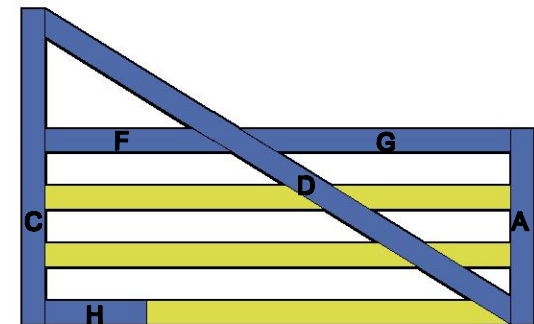
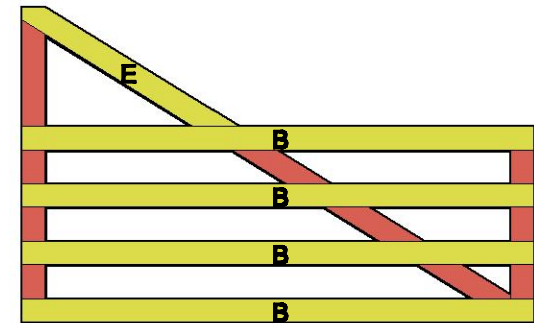
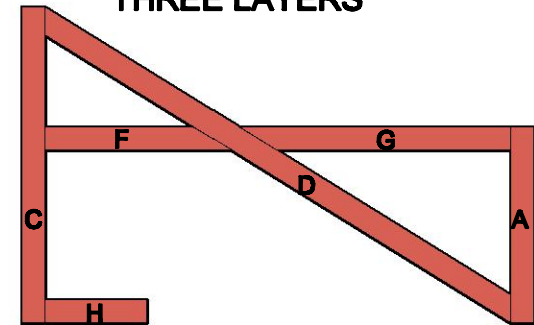
For a complete listing of our free gate plans and gate layouts visit snugcottagehardware.com.



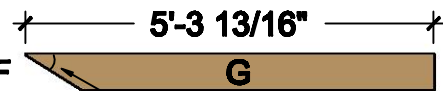
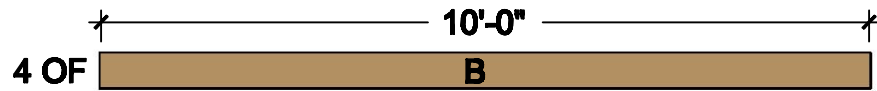
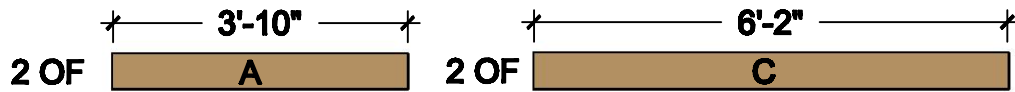
FLAT FRONTAL VIEW



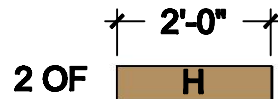
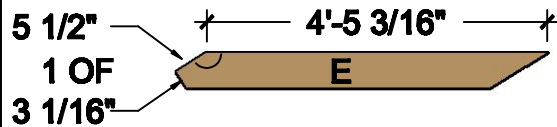
THREE LAYERS



COMPONENTS (FULL 1" THICK x 5-1/2" WIDE)



32°



For Rear Eye Hinge Only

Snug Cottage Hardware
10' Cape Cod Board Gate