

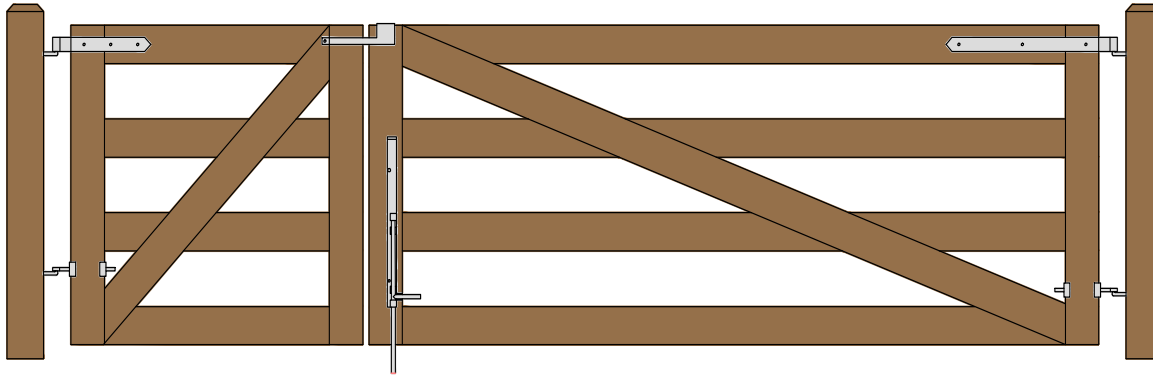
DOUBLE MAINE BOARD RAIL GATE

Double Gate Configuration

(4' & 10' FOOT WIDE 46" HIGH GATES)

CENTRAL EYE HINGES (Product Codes #8312)

GATE HUNG BETWEEN POSTS



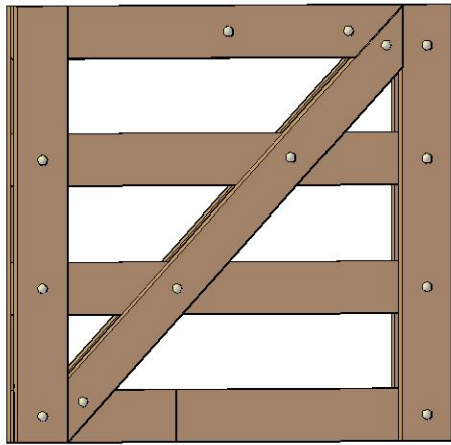
Distance between gate and hinge post	A
Width of Left Gate	B
Distance between gates	C
Width of Right Gate	D
Distance between gate and hinge post	E
Total distance between posts	F

Hardware Required		Central Eye Hinge Advantages	
	Galvanized Finish	Black Powder Coat over Galvanized Finish	
Hinge Sets	1 of 8312-S122 and 1 of 8312-S242	1 of 8312-S12P and 1 of 8312-S24P	Opens both ways 100 degrees Incredible amount of adjustment Easy operation Very strong
All fasteners are included with hardware	Two Sets Include: one 12" double strap (8312-422 or 8312-42SP) & one 24" double strap (8312-542 or 8312-54SP) two adjustable bottom gate fitting (8250-002 or 8250-00P) four 12" adjustable gate pin (8800-122 or 8800-12P)		
Cane Bolt (Vertical)*	1 or 2 of 5000-242	1 or 2 of 5000-24SP	
Central Latch Options			Dimensions (feet and inches)
			A B C D E F
Throw Over Gate Loop	4200-032	4200-03SP	4.5" 4' 1" 10' 4.5" 14' 10"
Slide Bolt Latch	5002-L122	5002-L12SP	4.5" 4' 1" 10' 4.5" 14' 10"
Lumber Required			
Posts	2 of 8' x 6" x 6" (usually dressed out at 5.5" x 5.5")		
Rails, Stiles (uprights) and Diagonals made from full 1" thick by 5.5" wide lumber (commonly stocked decking material or rough cut lumber)			
Rails	3 of 8' x 1" x 5.5" and 6 of 10' x 1" x 5.5"		
Stiles	4 of 8' x 1" x 5.5"		
Diagonals	1 of 10' x 1" x 5.5" and 2 of 10' x 1" x 5.5"		
Fasteners Required for Gate Construction			
2 of FP-Maine- Fastener Pack for Maine Board Gate Build (Each pack includes 40 of 1.75" wood screws, 14 of 3.5" HDG carriage bolts nuts and washers)			
*One 24" Cane Bolt (5000-242 or 5000-24SP) is required for central stability. Two are needed if you require a means of keeping the gates open.			

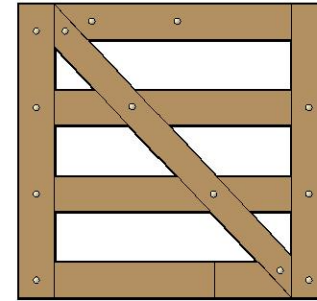
SNUG COTTAGE HARDWARE

Download includes this materials list, component cutting and layout sheet, tips on installing gate posts, and detailed instructions.

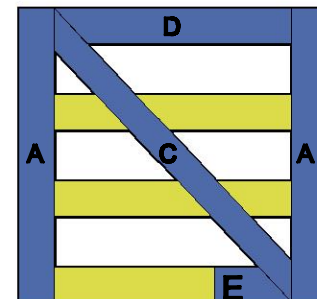
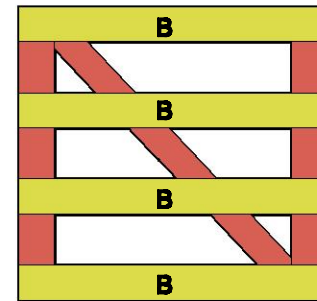
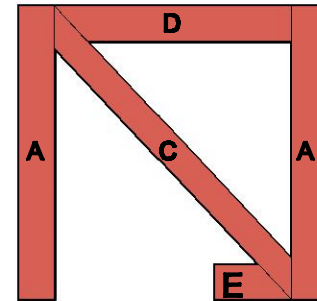
For a complete listing of our free gate plans and gate layouts visit snugcottagehardware.com.



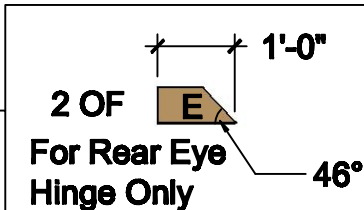
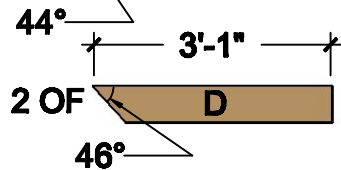
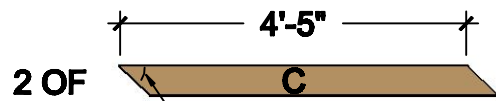
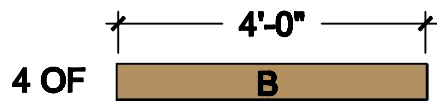
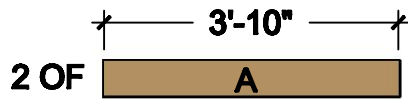
FLAT FRONTAL VIEW



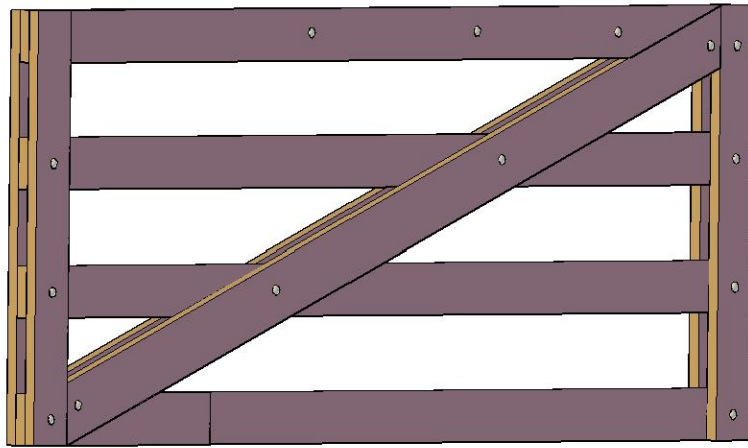
THREE LAYERS



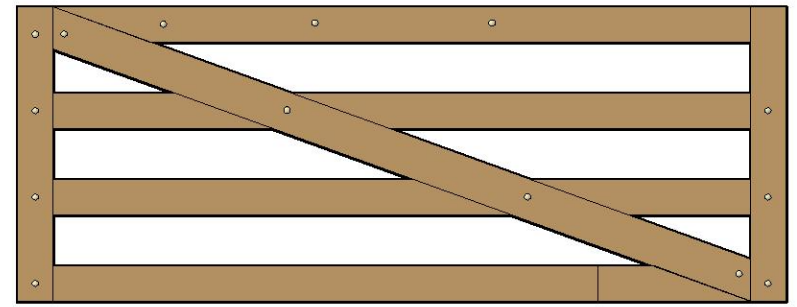
COMPONENTS (FULL 1" THICK x 5-1/2" WIDE)



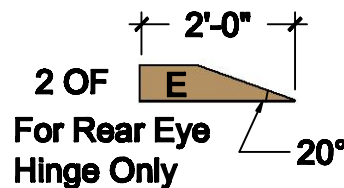
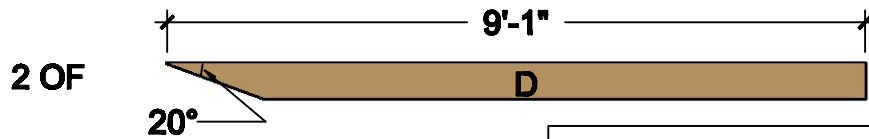
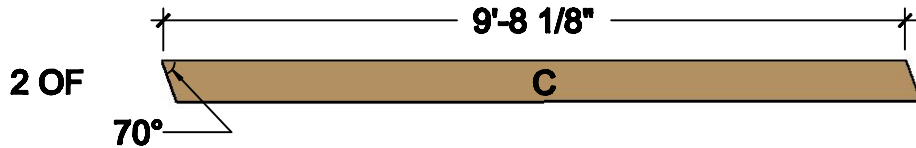
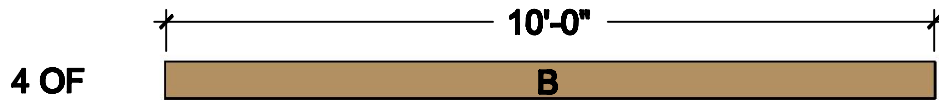
Snug Cottage Hardware
4' Maine Board Gate



FLAT FRONTAL VIEW



COMPONENTS (FULL 1" THICK x 5-1/2" WIDE)



Snug Cottage Hardware
10' Maine Board Gate

THREE LAYERS

