

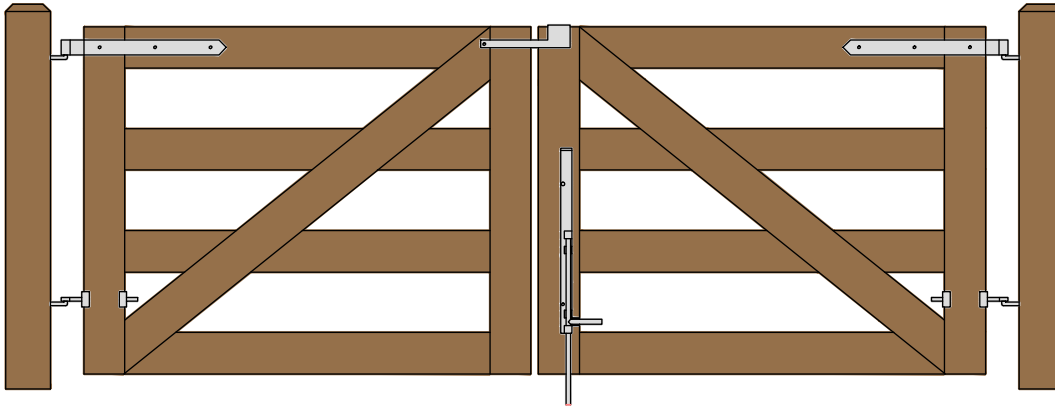
# DOUBLE MAINE BOARD RAIL GATE

## Double Gate Configuration

( Two 5 FOOT WIDE 46" HIGH GATES)

**CENTRAL EYE HINGES** (Product Codes #8312)

**GATE HUNG BETWEEN POSTS**



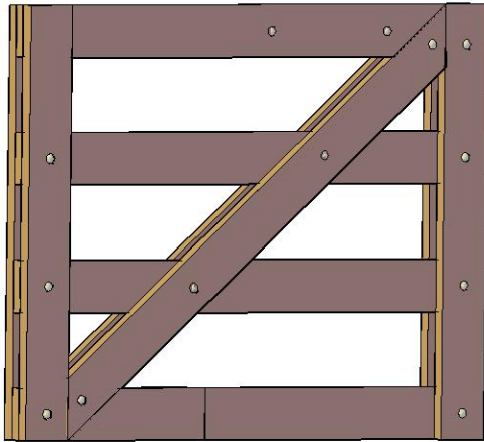
|                                      |   |
|--------------------------------------|---|
| Distance between gate and hinge post | A |
| Width of Left Gate                   | B |
| Distance between gates               | C |
| Width of Right Gate                  | D |
| Distance between gate and hinge post | E |
| Total distance between posts         | F |

| Hardware Required  |   |  |  |  |   |    | Central Eye Hinge Advantages |    |      |         |  |  |
|--|---|--|--|--|---|----|------------------------------|----|------|---------|--|--|
|  | Galvanized Finish   |  | Black Powder Coat over Galvanized Finish |  |   |    |                              |    |      |         |  |  |
| Hinge Sets   | 2 of 8312-S182  |  | 2 of 8312-S18P                           |  | Opens both ways 100 degrees<br>Incredible amount of adjustment<br>Easy operation<br>Very strong |    |                              |    |      |         |  |  |
| All fasteners are included with hardware   | Two Sets Include:<br>two 18 inch double strap (8312-482 or 8312-48SP)<br>two adjustable bottom gate fitting (8250-002 or 8250-00P)<br>four 12" adjustable gate pin (8801-122 or 8801-12P) |  |  |  |   |    |                              |    |      |         |  |  |
| Cane Bolt (Vertical)*  | 1 or 2 of 5000-242  |  | 1 or 2 of 5000-24SP                      |  |   |    |                              |    |      |         |  |  |
| <b>Central Latch Options</b>   |   |  |  |  | Dimensions (feet and inches)  |    |                              |    |      |         |  |  |
|  |   |  |  |  | A   | B  | C                            | D  | E    | F       |  |  |
| Throw Over Gate Loop   | 4200-032  |  | 4200-03SP                                |  | 4.5"  | 5' | 1"                           | 5' | 4.5" | 10' 10" |  |  |
| Slide Bolt Latch   | 5002-L122   |  | 5002-L12SP                               |  | 4.5"  | 5' | 1"                           | 5' | 4.5" | 10' 10" |  |  |
| Lumber Required  |   |  |  |  |   |    |                              |    |      |         |  |  |
| Posts  | 2 of 8' x 6" x 6" (usually dressed out at 5.5" x 5.5")  |  |  |  |   |    |                              |    |      |         |  |  |
| Rails, Stiles (uprights) and Diagonals made from full 1" thick by 5.5" wide lumber (commonly stocked decking material or rough cut lumber)           |   |  |  |  |   |    |                              |    |      |         |  |  |
| Rails  | 6 of 10' x 1" x 5.5"  |  |  |  |   |    |                              |    |      |         |  |  |
| Stiles   | 4 of 8' x 1" x 5.5"   |  |  |  |   |    |                              |    |      |         |  |  |
| Diagonals  | 2 of 12' x 1" x 5.5"  |  |  |  |   |    |                              |    |      |         |  |  |
| Fasteners Required for Gate Construction   |   |  |  |  |   |    |                              |    |      |         |  |  |
| 2 of FP-Maine- Fastener Pack for Maine Board Gate Build (Each pack includes 40 of 1.75" wood screws, 14 of 3.5" HDG carriage bolts nuts and washers) |   |  |  |  |   |    |                              |    |      |         |  |  |
| *One 24" Cane Bolt (5000-242 or 5000-24SP) is required for central stability. Two are needed if you require a means of keeping the gates open.       |   |  |  |  |   |    |                              |    |      |         |  |  |

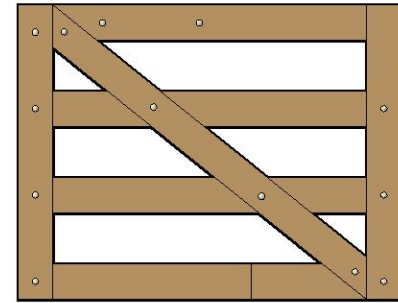
SNUG COTTAGE HARDWARE

Download includes this materials list, component cutting and layout sheet, tips on installing gate posts, and detailed instructions.

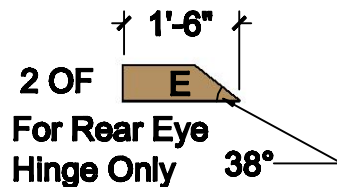
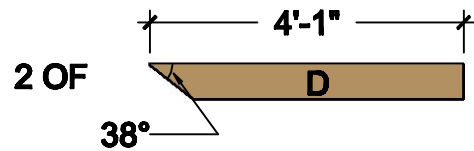
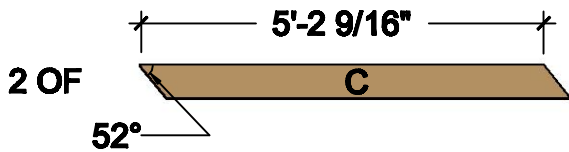

For a complete listing of our free gate plans and gate layouts visit [snugcottagehardware.com](http://snugcottagehardware.com).



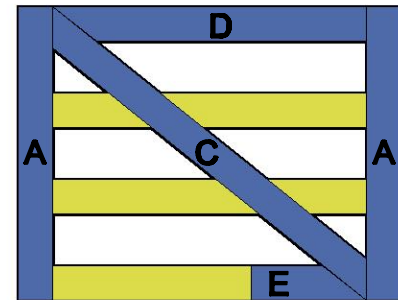
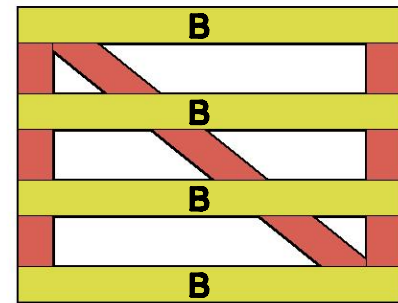
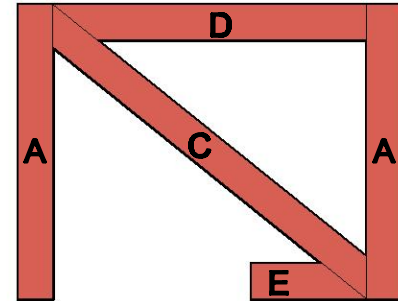
**FLAT FRONTAL VIEW**



**COMPONENTS (FULL 1" THICK x 5-1/2" WIDE)**



**THREE LAYERS**



**Snug Cottage Hardware  
5' Maine Board Gate**