

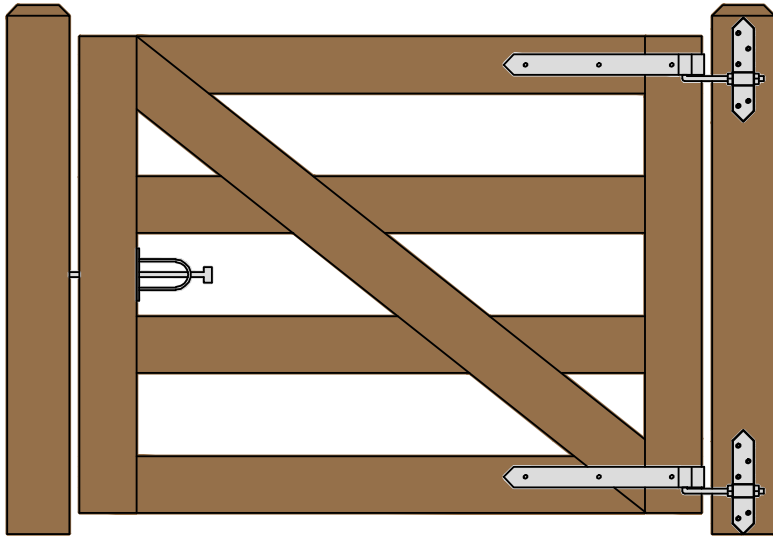
SINGLE MAINE BOARD RAIL GATE

Single Gate Configuration

(5 FOOT WIDE 46" HIGH GATES)

REAR EYE HINGES (Product Codes #8324)

GATE HUNG BETWEEN POSTS



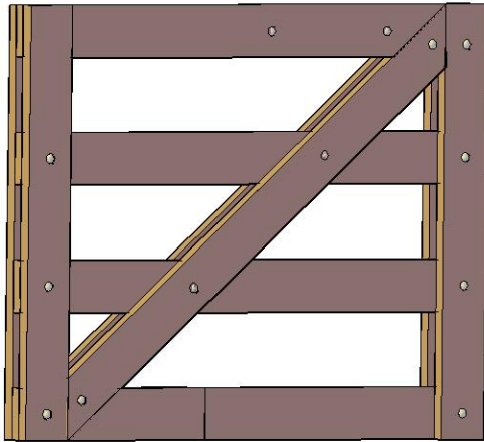
Distance between latch post and gate	A
Width of Gate	B
Distance between gate and hinge post	C
Total distance between posts	D

		Hardware Required		Rear Eye Hinge Advantages Opens 180 degrees Incredible amount of adjustment Easy operation & Very Strong Minimal space between gate & post			
		Galvanized Finish	Black Powder Coat over Galvanized Finish				
Hinge Set		8324-S182	8324-S18P	A	B	C	D
Fasteners included with straps		Set Includes two 18 inch double strap (8324-182 or 8324-18SP) two mounting plate with 8" adjustable threaded pins (8256-342 or 8256-34P)					
Mounting Plate Fasteners*		FP-8256-G x2	FP-8256-B x2				
		Central Latch Options					
Irish Gate Latch (shown above)		8328-002	8328-00SP	1"	5'	1"	5' 2"
Quick Catch		4100-3SS	4100-3BSS	1.5"	5'	1"	5' 2.5"
Spring Latch		8327-002	8327-00P	4"	5'	1"	5' 5"
Slide Bolt Latch		5002-L122	5002-L12SP	1"	5'	1"	5' 2"
		Optional Gate Hold Back					
Heavy Duty Cabin Hook		4270-122	4270-12SP	A means of keeping gate open			
		Lumber Required					
Posts		2 of 8' x 6" x 6" (usually dressed out at 5.5" x 5.5")					
		Rails, Stiles (uprights) and Diagonals made from full 1" thick by 5.5" wide lumber (commonly stocked decking material or rough cut lumber)					
Rails		3 of 10' x 1" x 5.5"					
Stiles		2 of 8' x 1" x 5.5"					
Diagonals		1 of 12' x 1" x 5.5"					
Filler blocks for bottom hinge		1 of 8' x 1" x 5.5"					
		Fasteners Required for Gate Construction					
		FP-Maine- Fastener Pack for Maine Board Gate Build (Includes 40 of 1.75" wood screws, 14 of 3.5" HDG carriage bolts nuts and washers)					
		*Mounting Plate Fasteners - 10 of 3/8" carriage bolts for posts up to 5.5" thick OR Purchase separately 10 of 3/8" lag bolts (minimum of 4" long)					

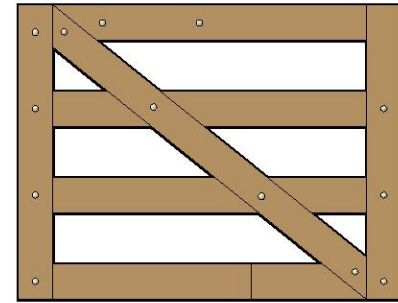
SNUG COTTAGE HARDWARE

Download includes this materials list, component cutting and layout sheet, tips on installing gate posts, and detailed instructions.

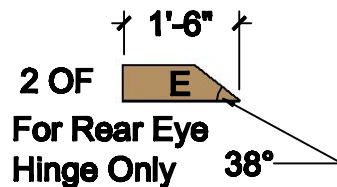
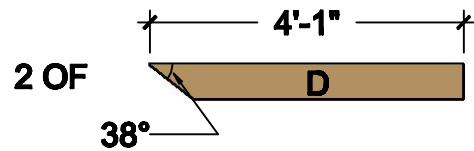
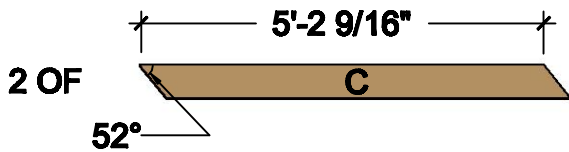

For a complete listing of our free gate plans and gate layouts visit snugcottagehardware.com.



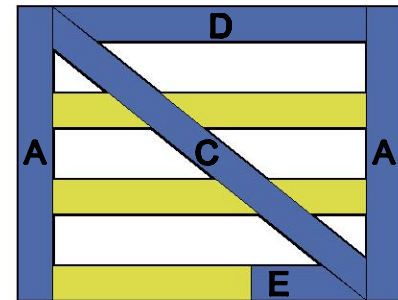
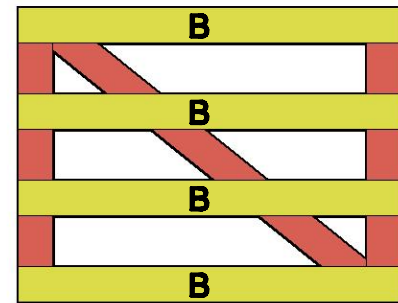
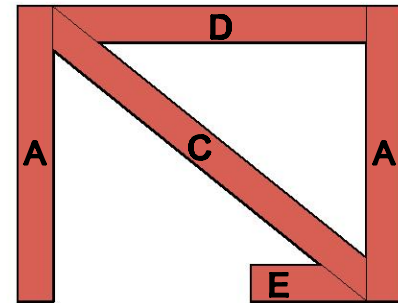
FLAT FRONTAL VIEW



COMPONENTS (FULL 1" THICK x 5-1/2" WIDE)



THREE LAYERS



Snug Cottage Hardware
5' Maine Board Gate