

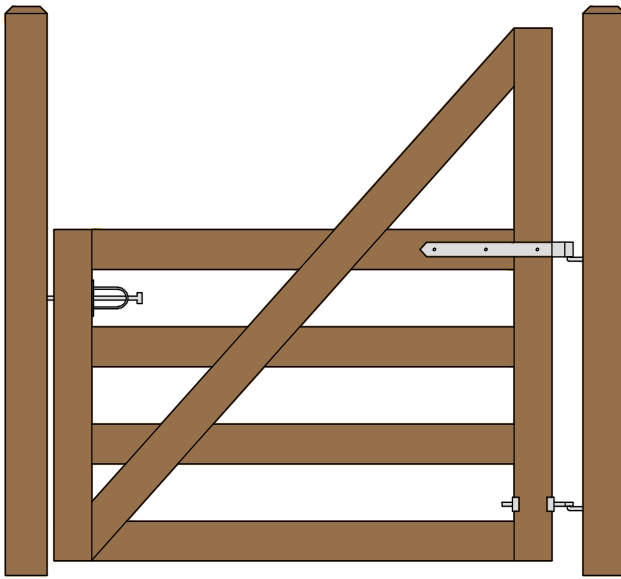
# SINGLE CAPE COD RAIL GATE

## Single Gate Configuration

(6 FOOT WIDE 46" HIGH GATES)

**CENTRAL EYE HINGES** (Product Codes #8312)

**GATE HUNG BETWEEN POSTS**



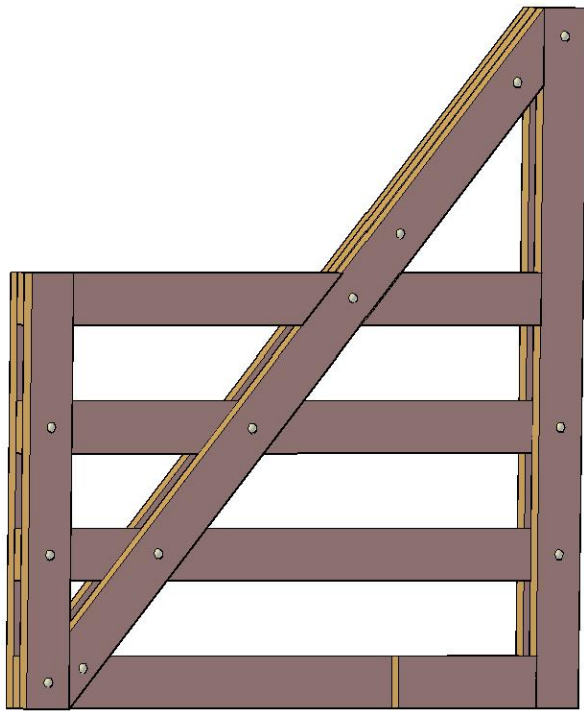
Distance between latch post and gate	A
Width of Gate	B
Distance between gate and hinge post	C
Total distance between posts	D

Hardware Required						
	Galvanized Finish	Black Powder Coat over Galvanized Finish	Central Eye Hinge Advantages			
Hinge Set	8312-S182	8312-S18P	Opens both ways 100 degrees Incredible amount of adjustment Easy operation Very strong			
All fasteners are included with hardware	Set Includes					
	one 18 inch double strap (8312-482 or 8312-48SP) one adjustable bottom gate fitting (8250-002 or 8250-00P) two 12" adjustable gate pin (8801-122 or 8801-12P)					
	Central Latch Options		Dimensions (feet and inches)			
			A	B	C	D
Irish Gate Latch (shown above)	8328-002	8328-00SP	1"	6'	4.5"	6' 5.5"
Quick Catch	4100-3SS	4100-3BSS	1.5"	6'	4.5"	6'-6"
Spring Latch	8327-002	8327-00P	4"	6'	4.5"	6' 8.5"
Slide Bolt Latch	5002-L122	5002-L12SP	1"	6'	4.5"	6' 5.5"
Optional Gate Hold Back						
Heavy Duty Cabin Hook	4270-122	4270-12SP	A means of keeping gate open			
Lumber Required						
Posts	2 of 10' x 6" x6" (usually dressed out at 5.5" x 5.5")					
	Rails, Stiles (uprights) and Diagonals made from full 1" thick by 5.5" wide lumber (commonly stocked decking material or rough cut lumber)					
Rails	2 of 12' x 1" x 5.5"					
Stiles	3 of 8' x 1" x 5.5"					
Diagonals	2 of 8' x 1" x 5.5"					
Filler Blocks	1 of 14' x 1" x 5.5" (Parts E,F, and G on Plan Layout)					
Fasteners Required for Gate Construction						
FP-CapeCod- Fastener Pack for Cape Cod Gate Build ( Includes 50 of 1.75" wood screws, 18 of 3.5" HDG carriage bolts nuts and washers)						

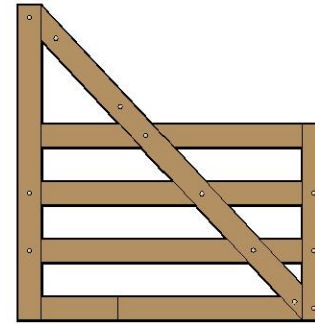
### SNUG COTTAGE HARDWARE

Download includes this materials list, component cutting and layout sheet, tips on installing gate posts, and detailed instructions.

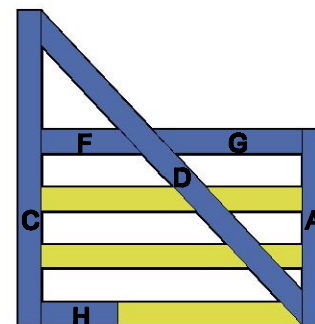
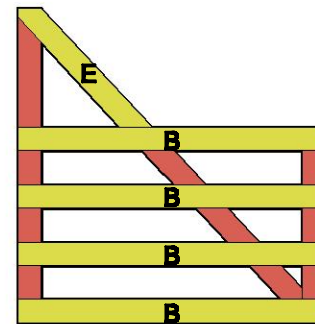
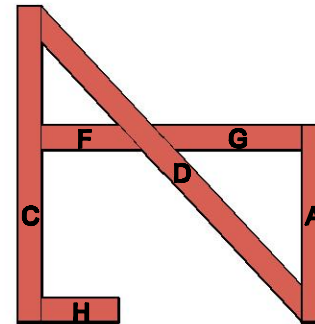
For a complete listing of our free gate plans and gate layouts visit [snugcottagehardware.com](http://snugcottagehardware.com).



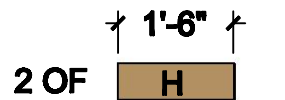
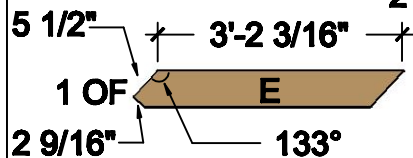
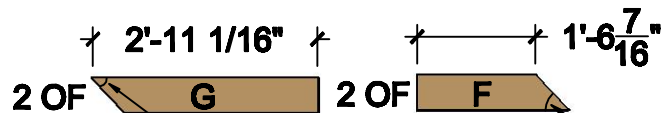
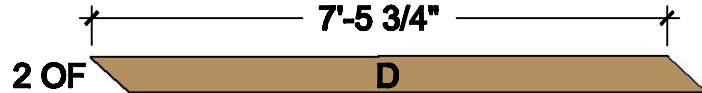
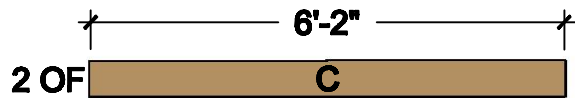
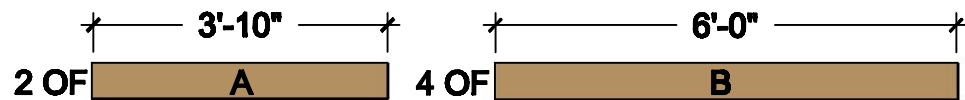
**FLAT FRONTAL VIEW**



**THREE LAYERS**



**COMPONENTS (FULL 1" THICK x 5-1/2" WIDE)**



**Snug Cottage Hardware  
6' Cape Cod Board Gate**

**For Rear Eye  
Hinge Only**