

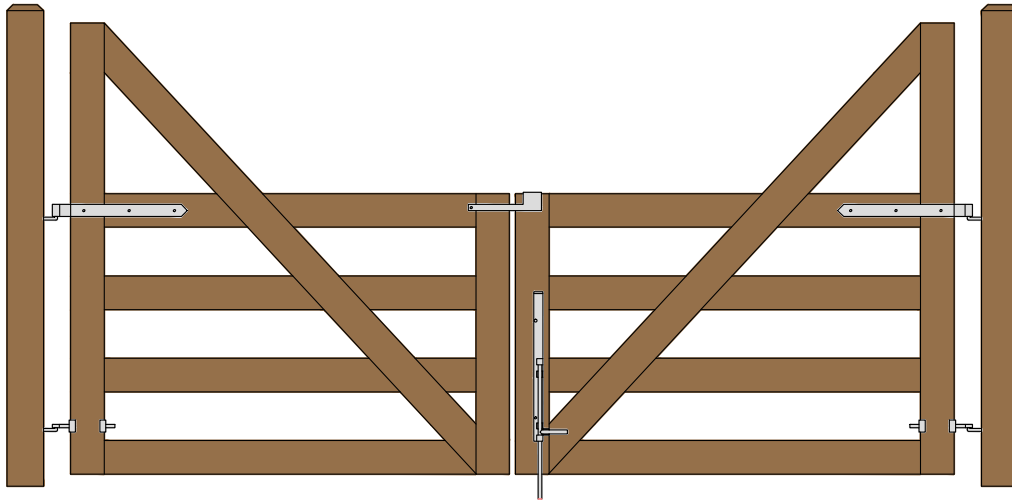
DOUBLE CAPE COD RAIL GATE

Double Gate Configuration

(TWO 6 FOOT WIDE 46" HIGH GATES)

CENTRAL EYE HINGES (Product Codes #8312)

GATE HUNG BETWEEN POSTS



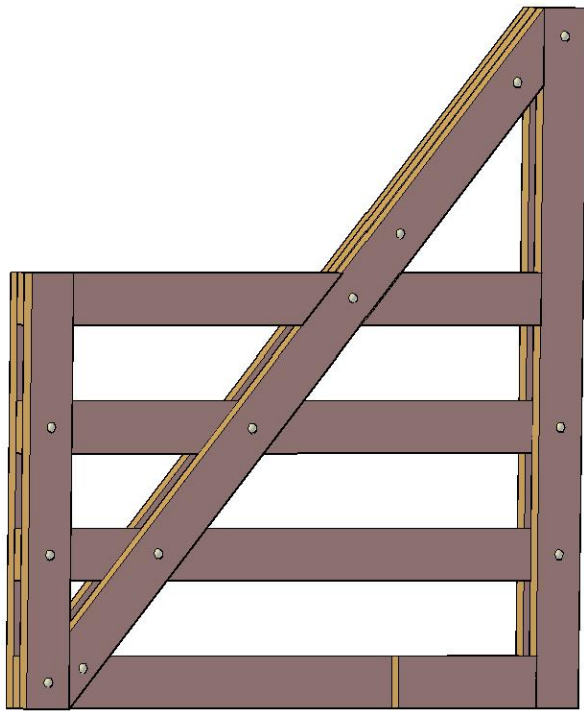
Distance between gate and hinge post	A
Width of Left Gate	B
Distance between gates	C
Width of Right Gate	D
Distance between gate and hinge post	E
Total distance between posts	F

Hardware Required								
	Galvanized Finish	Black Powder Coat over Galvanized Finish	Central Eye Hinge Advantages					
Hinge Sets	2 of 8312-S182	2 of 8312-S18P	Opens both ways 100 degrees Incredible amount of adjustment Easy operation Very strong					
All fasteners are included with hardware	Two Sets Includes							
	two 18 inch double strap (8312-482 or 8312-48SP) two adjustable bottom gate fitting (8250-002 or 8250-00P) four 12" adjustable gate pin (8801-122 or 8801-12P)							
Cane Bolt (Vertical)	1 or 2 of 5000-242*	1 or 2 of 5000-24SP*						
	Central Latch Options					Dimensions (feet and inches)		
			A	B	C	D	E	F
Throw Over Gate Loop	4200-032	4200-03SP	4.5"	6'	1"	6'	4.5"	12' 10"
Slide Bolt Latch	5002-L122	5002-L12SP	4.5"	6'	1"	6'	4.5"	12' 10"
Lumber Required								
Posts	2 of 10' x 6" x 6" (usually dressed out at 5.5" x 5.5")							
	Rails, Stiles (uprights) and Diagonals made from full 1" thick by 5.5" wide lumber (commonly stocked decking material or rough cut lumber)							
Rails	4 of 12' x 1" x 5.5"							
Stiles	6 of 8' x 1" x 5.5"							
Diagonals	4 of 8' x 1" x 5.5"							
Filler Blocks	2 of 14' x 1" x 5.5" (Parts E,F, and G on Plan Layout)							
Fasteners Required for Gate Construction								
2 of FP-CapeCod- Fastener Pack for Cape Cod Gate Build (Each pack includes 50 of 1.75" wood screws, 18 of 3.5" HDG carriage bolts nuts and washers)								
*One of 24" Cane Bolt (5000-242 or 5000-24SP) is required for central stability. Two are needed if you require a means of keeping the gates open.								

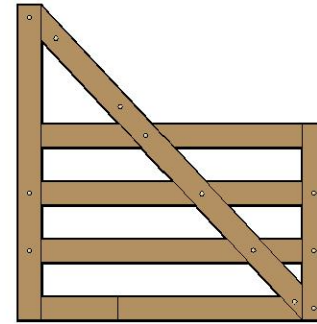
SNUG COTTAGE HARDWARE

Download includes this materials list, component cutting and layout sheet, tips on installing gate posts, and detailed instructions.

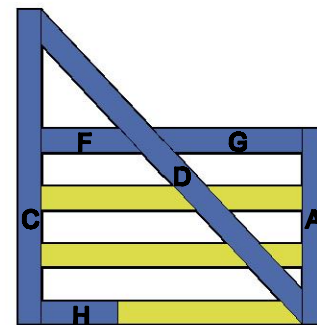
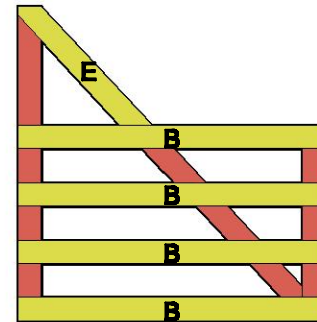
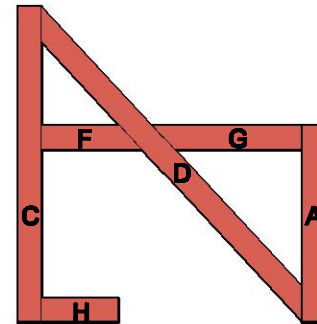
For a complete listing of our free gate plans and gate layouts visit snugcottagehardware.com.



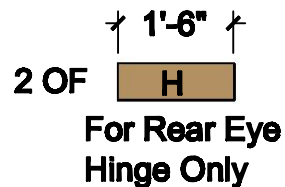
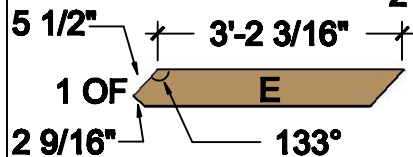
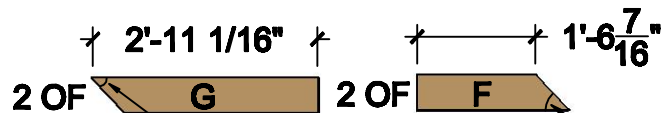
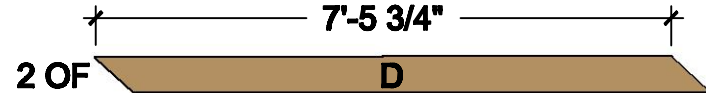
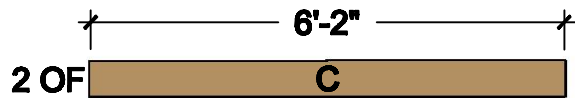
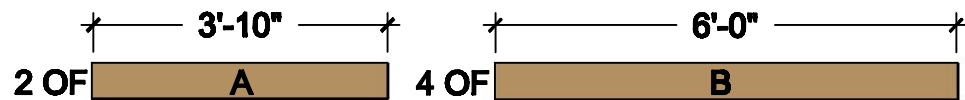
FLAT FRONTAL VIEW



THREE LAYERS



COMPONENTS (FULL 1" THICK x 5-1/2" WIDE)



Snug Cottage Hardware
6' Cape Cod Board Gate