

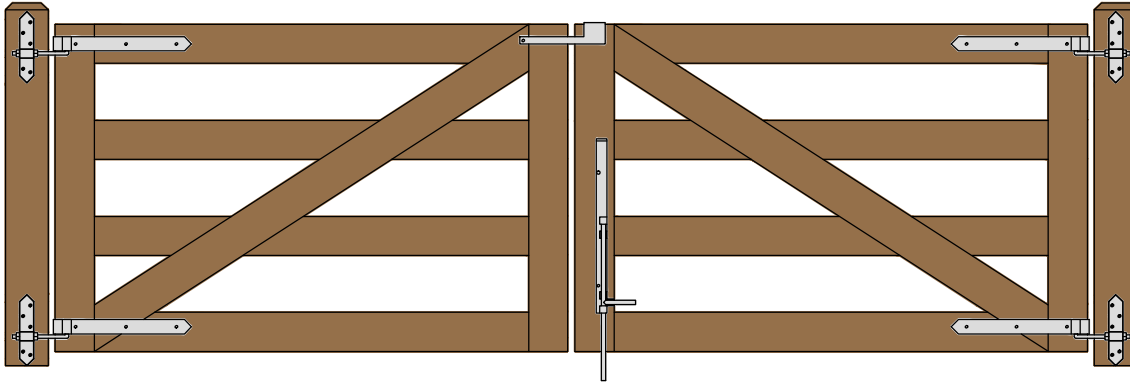
# DOUBLE MAINE BOARD RAIL GATE

## Double Gate Configuration

( Two 6 FOOT WIDE 46" HIGH GATES)

**REAR EYE HINGES** (Product Codes #8324)

### GATE HUNG BETWEEN POSTS



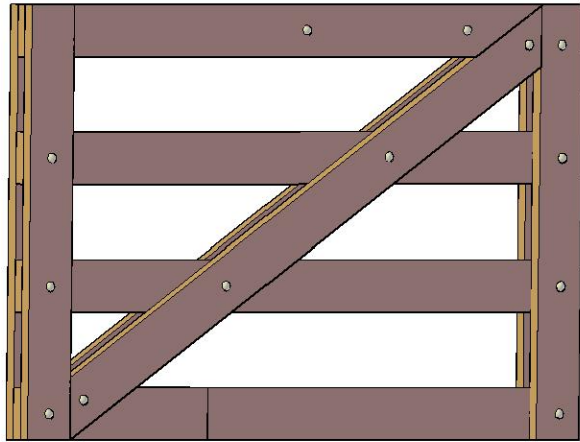
|                                      |   |
|--------------------------------------|---|
| Distance between gate and hinge post | A |
| Width of Left Gate                   | B |
| Distance between gates               | C |
| Width of Right Gate                  | D |
| Distance between gate and hinge post | E |
| Total distance between posts         | F |

| Hardware Required   |  |  |  |    |    |    |    |        |
|---|--|--|--|----|----|----|----|--------|
|   | Galvanized Finish  | Black Powder Coat over Galvanized Finish | Rear Eye Hinge Advantages  |    |    |    |    |        |
| Hinge Sets  | 2 of 8324-S182   | 2 of 8324-S18P                           | Opens 180 degrees<br>Incredible amount of adjustment<br>Easy operation & Very Strong<br>Minimal distance between gate and post |    |    |    |    |        |
| Fasteners are included with straps  | Two Sets Include:<br>4 of 18 inch double strap (8324-182 or 8324-18SP)<br>4 of mounting plate with 8" adjustable threaded pins(8256-342 or 8256-34P) |  |  |    |    |    |    |        |
| Mounting Plate Fasteners*   | 4 of FP-8256-G   | 4 of FP-8256-B                           |  |    |    |    |    |        |
| Cane Bolt (Vertical)**  | 1 or 2 of 5000-242   | 1 or 2 of 5000-24SP                      | Dimensions (feet and inches)<br>A   B   C   D   E   F  |    |    |    |    |        |
| Central Latch Options   |  |  |  |    |    |    |    |        |
| Throw Over Gate Loop  | 4200-032   | 4200-03SP                                | 1"   | 6' | 1" | 6' | 1" | 12' 3" |
| Slide Bolt Latch  | 5002-L122  | 5002-L12SP                               | 1"   | 6' | 1" | 6' | 1" | 12' 3" |
| Lumber Required   |  |  |  |    |    |    |    |        |
| Posts   | 2 of 8' x 6" x 6" (usually dressed out at 5.5" x 5.5")   |  |  |    |    |    |    |        |
| Rails, Stiles (uprights) and Diagonals made from full 1" thick by 5.5" wide lumber (commonly stocked decking material or rough cut lumber)              |  |  |  |    |    |    |    |        |
| Rails   | 6 of 12' x 1" x 5.5"   |  |  |    |    |    |    |        |
| Stiles  | 4 of 8' x 1" x 5.5"  |  |  |    |    |    |    |        |
| Diagonals   | 2 of 14' x 1" x 5.5"   |  |  |    |    |    |    |        |
| Filler blocks for bottom hinge  | 1 of 8' x 1" x 5.5"  |  |  |    |    |    |    |        |
| Fasteners Required for Gate Construction  |  |  |  |    |    |    |    |        |
| 2 of FP-Maine- Fastener Pack for Maine Board Gate Build (Each pack includes 40 of 1.75" wood screws, 14 of 3.5" HDG carriage bolts nuts and washers)    |  |  |  |    |    |    |    |        |
| *Mounting Plate Fasteners -20 of 3/8" carriage bolts for posts up to 5.5" thick <b>OR</b> Purchase separately 20 of 3/8" lag bolts (minimum of 4" long) |  |  |  |    |    |    |    |        |
| **One 24" Cane Bolt (5000-242 or 5000-24SP) is required for central stability. Two are needed if you require a means of keeping the gates open.         |  |  |  |    |    |    |    |        |

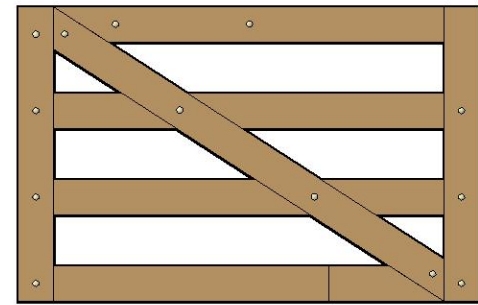
#### SNUG COTTAGE HARDWARE

Download includes this materials list, component cutting and layout sheet, tips on installing gate posts, and detailed instructions.

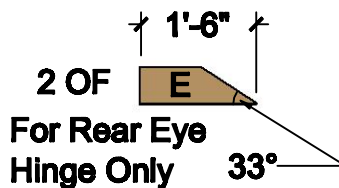
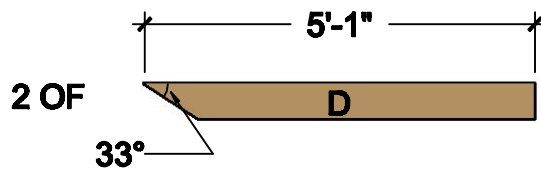
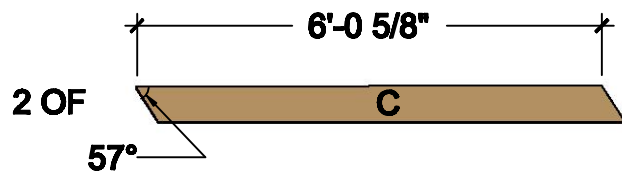
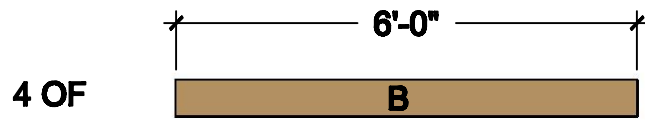
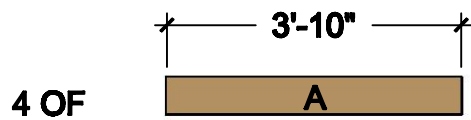
For a complete listing of our free gate plans and gate layouts visit [snugcottagehardware.com](http://snugcottagehardware.com).



**FLAT FRONTAL VIEW**



**COMPONENTS (FULL 1" THICK x 5-1/2" WIDE)**



**Snug Cottage Hardware  
 6' Maine Board Gate**

**THREE LAYERS**

