

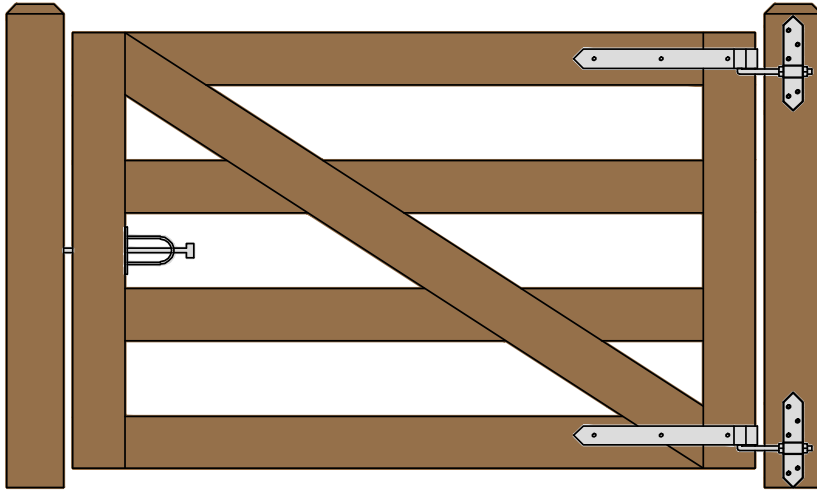
SINGLE MAINE BOARD RAIL GATE

Single Gate Configuration

(6 FOOT WIDE 46" HIGH GATES)

REAR EYE HINGES (Product Codes #8324)

GATE HUNG BETWEEN POSTS



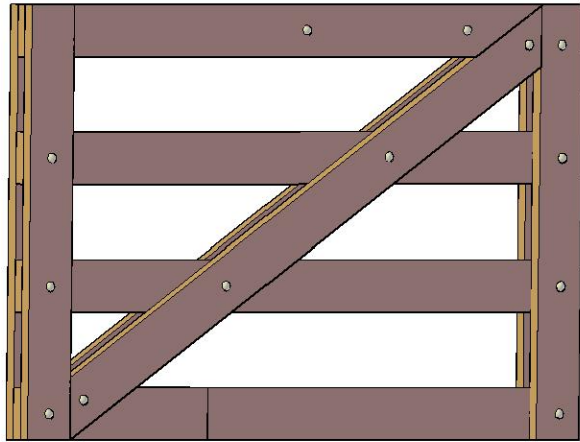
Distance between latch post and gate	A
Width of Gate	B
Distance between gate and hinge post	C
Total distance between posts	D

Hardware Required						
	Galvanized Finish	Black Powder Coat over Galvanized Finish	Rear Eye Hinge Advantages			
Hinge Set	8324-S182	8324-S18P	Opens 180 degrees Incredible amount of adjustment Easy operation & very strong Minimal space between gate & post			
Fasteners included with straps	Set Includes two 18 inch double strap (8324-182 or 8324-18SP) two mounting plate with 8" adjustable threaded pins (8256-342 or 8256-34P)					
Mounting Plate Fasteners*	FP-8256-G x2	FP-8256-B x2				
	Central Latch Options			Dimensions (feet and inches)		
			A	B	C	D
Irish Gate Latch (shown above)	8328-002	8328-00SP	1"	6'	1"	6' 2"
Quick Catch	4100-3SS	4100-3BSS	1.5"	6'	1"	6' 2.5"
Spring Latch	8327-002	8327-00P	4"	6'	1"	6' 5"
Slide Bolt Latch	5002-L122	5002-L12SP	1"	6'	1"	6' 2"
Optional Gate Hold Back						
Heavy Duty Cabin Hook	4270-122	4270-12SP	A means of keeping gate open			
Lumber Required						
Posts	2 of 8' x 6" x 6" (usually dressed out at 5.5" x 5.5")					
	Rails, Stiles (uprights) and Diagonals made from full 1" thick by 5.5" wide lumber (commonly stocked decking material or rough cut lumber)					
Rails	3 of 12' x 1" x 5.5"					
Stiles	2 of 8' x 1" x 5.5"					
Diagonals	1 of 14' x 1" x 5.5"					
Filler blocks for bottom hinge	1 of 8' x 1" x 5.5"					
Fasteners Required for Gate Construction						
FP-Maine- Fastener Pack for Maine Board Gate Build (Includes 40 of 1.75" wood screws, 14 of 3.5" HDG carriage bolts nuts and washers)						
*Mounting Plate Fasteners - 10 of 3/8" carriage bolts for posts up to 5.5" thick OR Purchase separately 10 of 3/8" lag bolts (minimum of 4" long)						

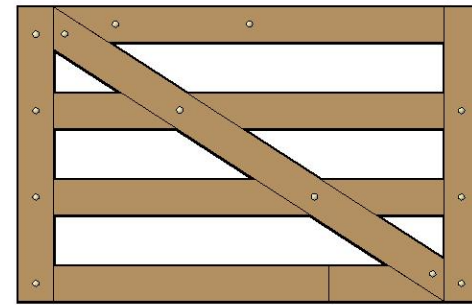
SNUG COTTAGE HARDWARE

Download includes this materials list, component cutting and layout sheet, tips on installing gate posts, and detailed instructions.

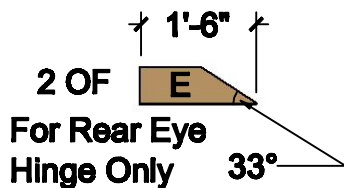
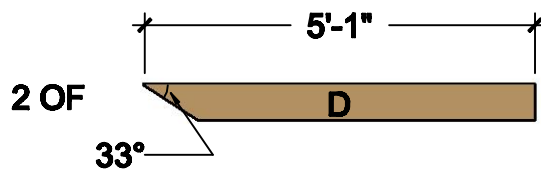
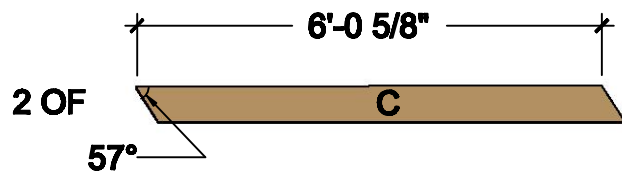
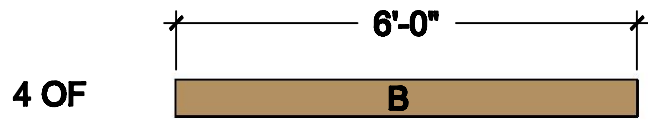
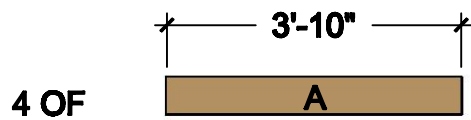
For a complete listing of our free gate plans and gate layouts visit snugcottagehardware.com.



FLAT FRONTAL VIEW



COMPONENTS (FULL 1" THICK x 5-1/2" WIDE)



**Snug Cottage Hardware
6' Maine Board Gate**

THREE LAYERS

