

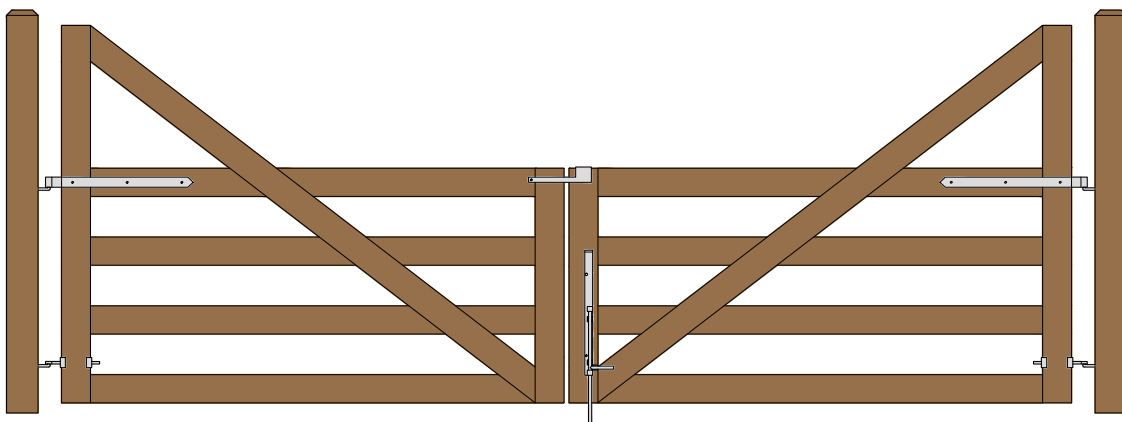
# DOUBLE CAPE COD RAIL GATE

## Double Gate Configuration

(TWO 8 FOOT WIDE 46" HIGH GATES)

**CENTRAL EYE HINGES** (Product Codes #8312)

**GATE HUNG BETWEEN POSTS**

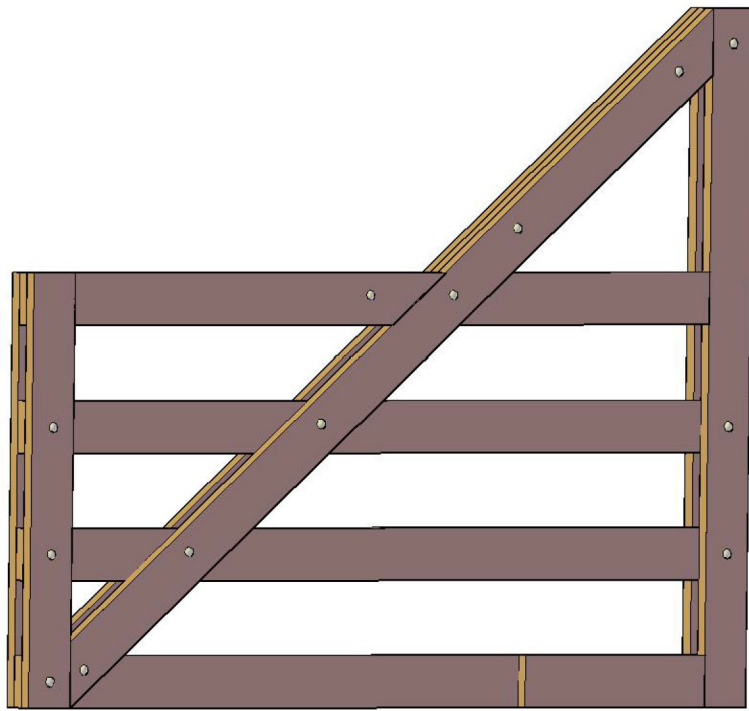


Distance between gate and hinge post	A
Width of Left Gate	B
Distance between gates	C
Width of Right Gate	D
Distance between gate and hinge post	E
Total distance between posts	F

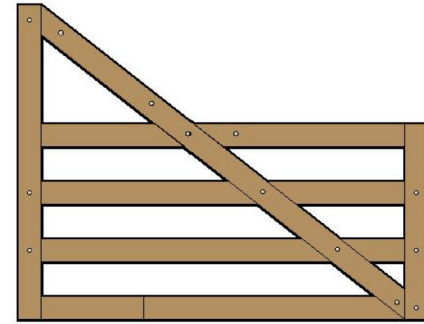
Hardware Required						
	Galvanized Finish	Black Powder Coat over Galvanized Finish	Central Eye Hinge Advantages			
Hinge Sets	2 of 8312-S242	2 of 8312-S24P	Opens both ways 100 degrees Incredible amount of adjustment Easy operation Very strong			
All fasteners are included with hardware	Two Sets Includes two 24 inch double strap (8312-542 or 8312-54SP) two adjustable bottom gate fitting (8250-002 or 8250-00P) four 12" adjustable gate pin (8801-122 or 8801-12P)					
Cane Bolt (Vertical)	1 or 2 of 5000-242*	1 or 2 of 5000-24SP*				
	Central Latch Options			Dimensions (feet and inches)		
			A	B	C	F
Throw Over Gate Loop	4200-032	4200-03SP	4.5"	8'	1"	16' 10"
Slide Bolt Latch	5002-L122	5002-L12SP	4.5"	8'	1"	16' 10"
Lumber Required						
Posts	2 of 10' x 6" x 6" (usually dressed out at 5.5" x 5.5")					
	Rails, Stiles (uprights) and Diagonals made from full 1" thick by 5.5" wide lumber (commonly stocked decking material or rough cut lumber)					
Rails	8 of 8' x 1" x 5.5"					
Stiles	6 of 8' x 1" x 5.5"					
Diagonals	4 of 10' x 1" x 5.5"					
Filler Blocks	4 of 10' x 1" x 5.5" (Parts E,F, and G on Plan Layout)					
Fasteners Required for Gate Construction						
2 of FP-CapeCod- Fastener Pack for Cape Cod Gate Build (Each pack includes 50 of 1.75" wood screws, 18 of 3.5" HDG carriage bolts nuts and washers)						
*One of 24" Cane Bolt (5000-242 or 5000-24SP) is required for central stability. Two are needed if you require a means of keeping the gates open.						

SNUG COTTAGE HARDWARE

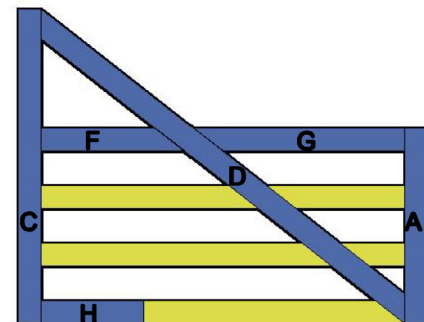
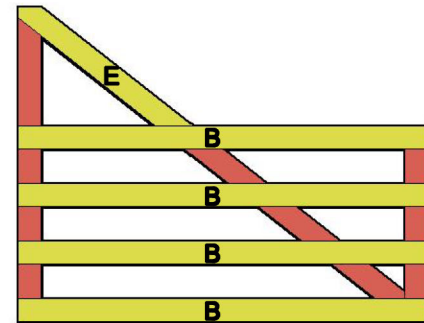
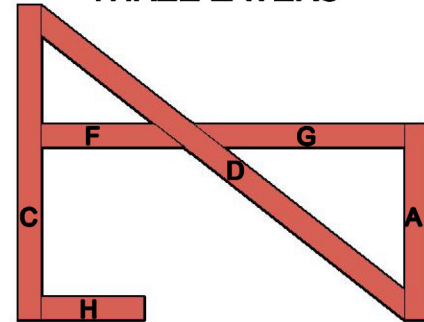
Download includes this materials list, component cutting and layout sheet, tips on installing gate posts, and detailed instructions.  
 For a complete listing of our free gate plans and gate layouts visit [snugcottagehardware.com](http://snugcottagehardware.com).



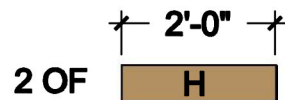
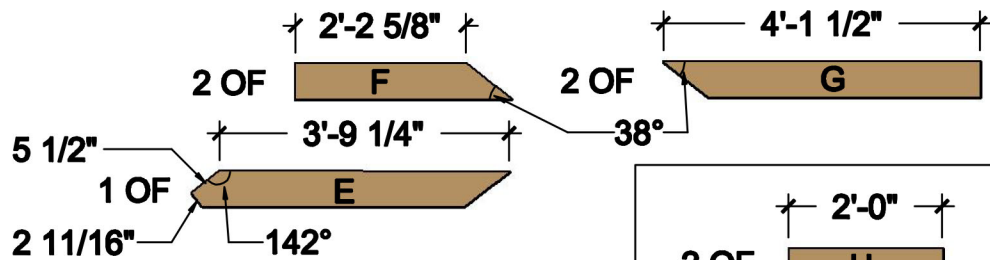
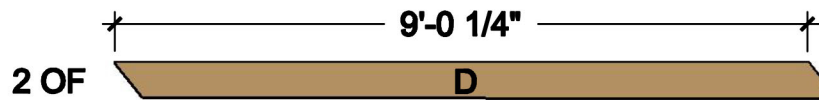
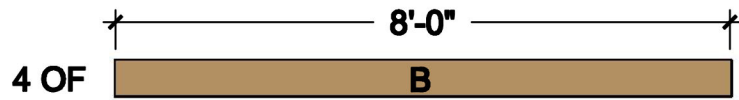
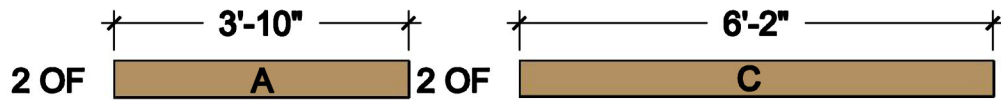
**FLAT FRONTAL VIEW**



**THREE LAYERS**



**COMPONENTS (FULL 1" THICK x 5-1/2" WIDE)**



**Snug Cottage Hardware**  
8' Cape Cod Board Gate

For Rear Eye  
Hinge Only