

SINGLE CAPE COD RAIL GATE

Single Gate Configuration

(8 FOOT WIDE 46" HIGH GATES)

REAR EYE HINGES (Product Codes #8324)

GATE HUNG BETWEEN POSTS

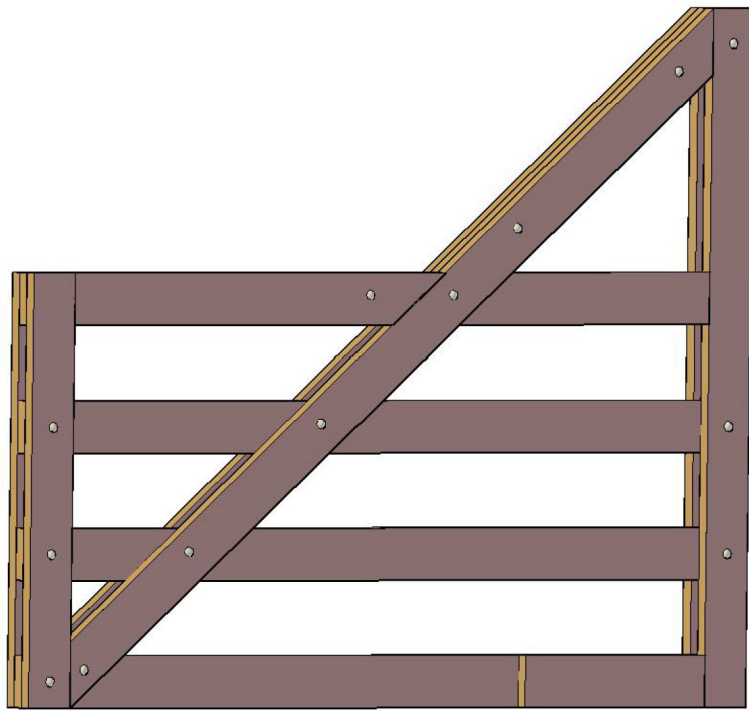
| | |
|--------------------------------------|---|
| Distance between latch post and gate | A |
| Width of Gate | B |
| Distance between gate and hinge post | C |
| Total distance between posts | D |

| Hardware Required | | | | | | |
|--|--|--|---|------------------------------|----|---------|
| Hinge Set | Galvanized Finish 8324-S242 | Black Powder Coat over Galvanized Finish 8324-S24P | Rear Eye Hinge Advantages Opens 180 degrees Incredible amount of adjustment Easy operation & Very Strong Minimal space between gate & post | | | |
| Fasteners included with straps | Set Includes two 24 inch double strap (8324-242 or 8324-24SP) two mounting plate with 8" adjustable threaded pins (8256-342 or 8256-34P) | | | | | |
| Mounting Plate Fasteners* | FP-8256-G x2 | FP-8256-B x2 | | | | |
| | Central Latch Options | | | Dimensions (feet and inches) | | |
| | | | A | B | C | D |
| Irish Gate Latch (shown above) | 8328-002 | 8328-00SP | 1" | 8' | 1" | 8' 2" |
| Quick Catch | 4100-3SS | 4100-3BSS | 1.5" | 8' | 1" | 8' 2.5" |
| Spring Latch | 8327-002 | 8327-00P | 4" | 8' | 1" | 8' 5" |
| Slide Bolt Latch | 5002-L122 | 5002-L12SP | 1" | 8' | 1" | 8' 2" |
| Optional Gate Hold Back | | | | | | |
| Heavy Duty Cabin Hook | 4270-122 | 4270-12SP | A means of keeping gate open | | | |
| Lumber Required | | | | | | |
| Posts | 2 of 10' x 6" x 6" (usually dressed out at 5.5" x 5.5") | | | | | |
| | Rails, Stiles (uprights) and Diagonals made from full 1" thick by 5.5" wide lumber (commonly stocked decking material or rough cut lumber) | | | | | |
| Rails | 4 of 8' x 1" x 5.5" | | | | | |
| Stiles | 3 of 8' x 1" x 5.5" | | | | | |
| Diagonals | 2 of 10' x 1" x 5.5" | | | | | |
| Filler Blocks | 2 of 12' x 1" x 5.5" (Parts E,F,G and H on Plan Layout) | | | | | |
| Fasteners Required for Gate Construction | | | | | | |
| FP-CapeCod- Fastener Pack for Cape Cod Gate Build (Includes 50 of 1.75" wood screws, 18 of 3.5" HDG carriage bolts nuts and washers) | | | | | | |
| *Mounting Plate Fasteners - 10 of 3/8" carriage bolts for posts up to 5.5" thick OR Purchase separately 10 of 3/8" lag bolts (minimum of 4" long) | | | | | | |

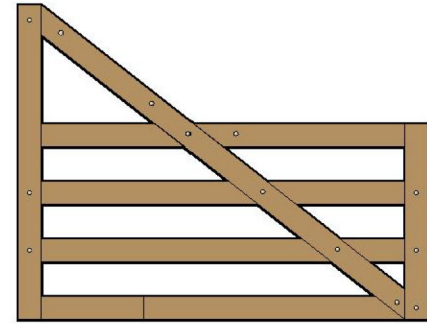
SNUG COTTAGE HARDWARE

Download includes this materials list, component cutting and layout sheet, tips on installing gate posts, and detailed instructions.

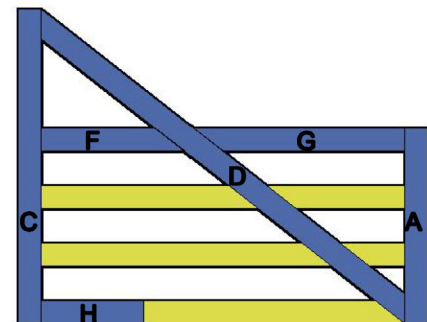
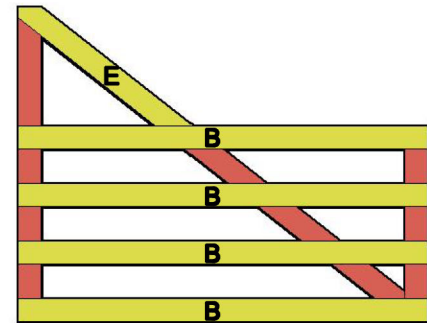
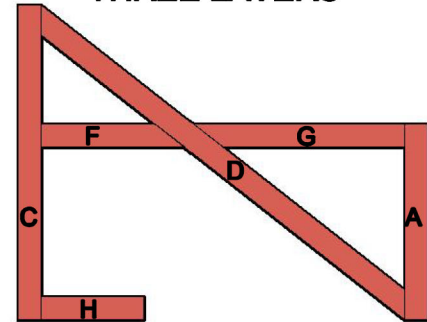
For a complete listing of our free gate plans and gate layouts visit snugcottagehardware.com.



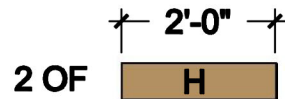
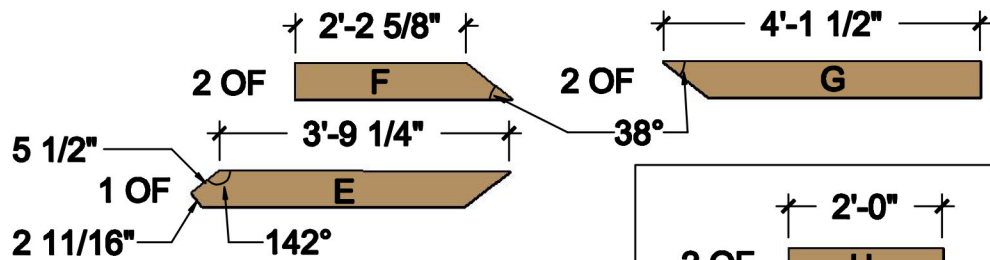
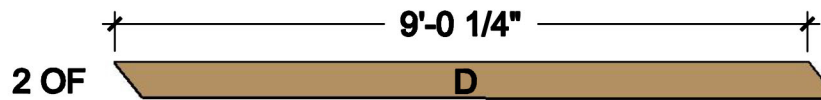
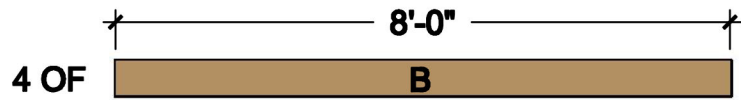
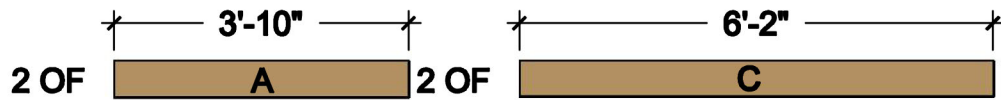
FLAT FRONTAL VIEW



THREE LAYERS



COMPONENTS (FULL 1" THICK x 5-1/2" WIDE)



Snug Cottage Hardware
8' Cape Cod Board Gate

For Rear Eye
Hinge Only