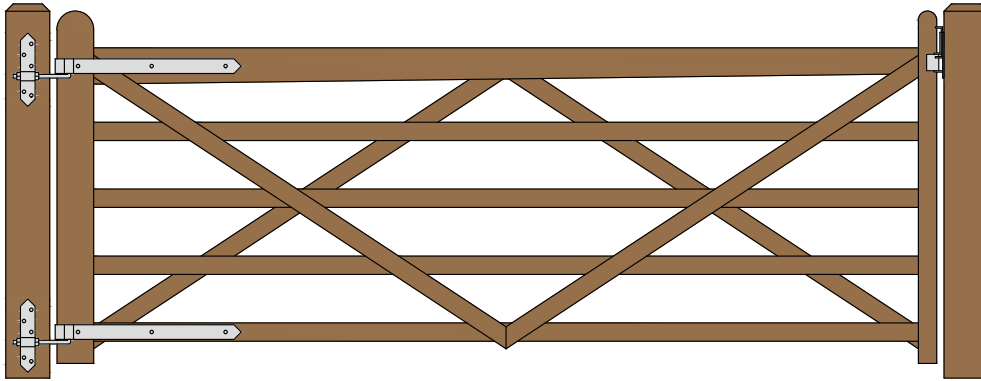


DOUBLE "V" RAIL GATE PLAN

Single Gate Configuration - Tapered Top Rail

(10 FOOT WIDE 48" HIGH GATES) REAR EYE HINGES (Product Codes #8324) GATE HUNG BETWEEN POSTS

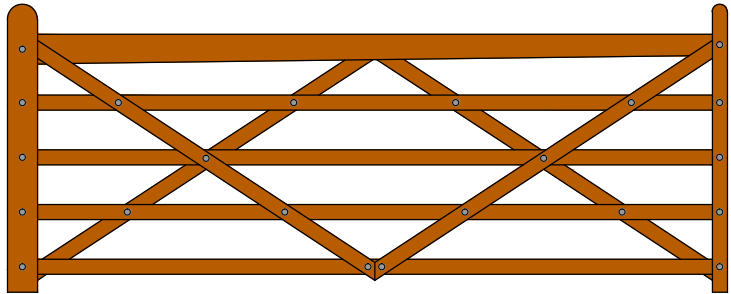


Distance between latch post and gate	A
Width of Gate	B
Distance between gate and hinge post	C
Total distance between posts	D

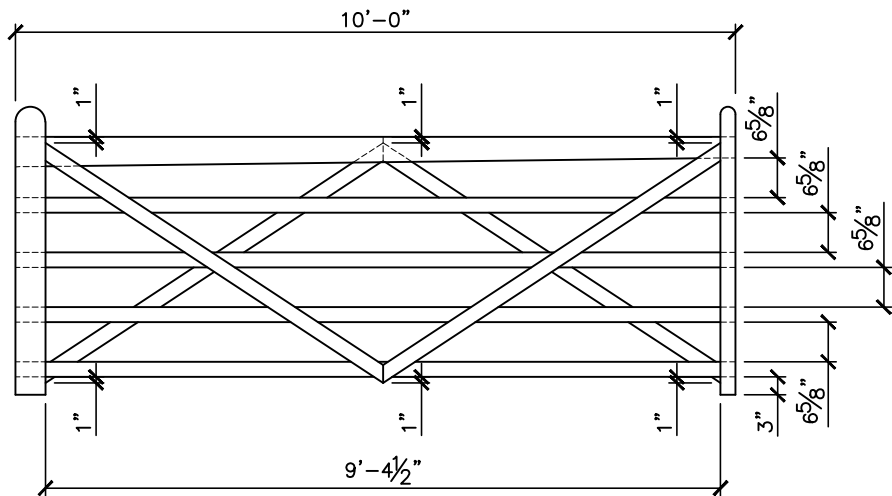
Hardware Required		Rear Eye Hinge Advantages				
	Galvanized Finish	Black Powder Coat over Galvanized Finish	Opens 180 degrees Incredible amount of adjustment Easy operation & very strong Minimal space between gate and post			
Hinge Set	8324-S242	8324-S24P	Dimensions (feet and inches)			
Fasteners included with double strap hinges - Mounting plate fasteners sold separately**	Hinge Set Includes					
	two 24 inch double strap (8324-242 or 8324-24SP)		A	B	C	D
	two mounting plate with 8" adjustable threaded pins (8256-342 or 8256-34P)					
Fasteners included with latches	Latch Options					
Quick Catch (shown above)	4100-3SS	4100-3BSS	1.5"	10'	1"	10' 2.5"
Spring Latch	8327-002	8327-00P	4"	10'	1"	10' 5"
Slide Bolt Latch (Flush/ Jamb Mount)	5002-L122	5002-L12SP	1"	10'	1"	10' 2"
Irish Gate Latch ***	8328-002	8328-00SP	1"	10'	1"	10' 2"
Lumber Required						
Posts	2 of 8' x 6" x 6" (usually dressed out at 5.5" x 5.5")					
Rails, Stiles (uprights) and Diagonal Braces made from full 1" thick by 5.5" wide lumber (commonly stocked decking material or rough cut lumber). We then cut down what we need to the 2.5" width dimension for most of the gate and in the process remove any prefinished, rounded corners.						
Top Rail (tapered)	3 of 10' x 1" x 5.5"					
Rails	2 of 10' x 1" x 5.5" (cut to 2.5" x 10')					
Stiles	3 of 4' x 1" x 5.5" (2 x 5" for hinge side and 2 x 2.5" for latch side)					
Diagonals	1 of 12' x 1" x 5.5" (cut to 2.5" x 6')					
Filler Blocks	use off cuts from other pieces for all filler pieces					
Fasteners Required						
FP-DoubleV- Fastener Pack for Double V Gate Build (Includes 14 of 3.5" and 15 of 2.5" carriage bolts with nuts and washers & 40 of 1.75" wood screws)						
**Mounting Plate Fasteners - 10 of 3/8" carriage bolts that are 1" longer than thickness of gate post (preferred) or 10 of 3/8" lag bolts (minimum of 4" long)						
Optional Gate Hold Back - Use a 12" Cabin Hook (4270-122 or 4270-12SP) if you require a means of keeping the gate open						
***In order to use the Irish Gate Latch on this gate with its 2.5" stile you will need to cut 2" off the latch bolt - a great option but extra work for the gate builder						

SNUG COTTAGE HARDWARE

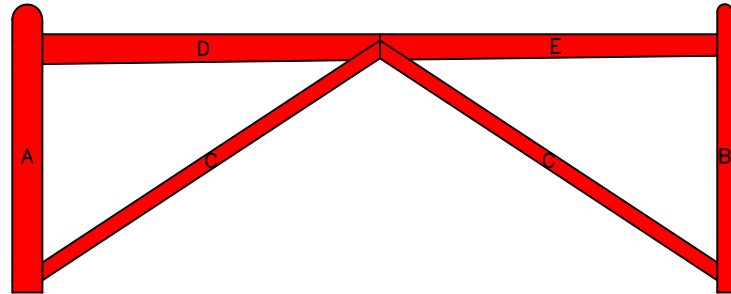
Download includes this materials list, component cutting and layout sheet, tips on installing gate posts, and detailed instructions.
For a complete listing of our free gate plans and gate layouts visit snugcottagehardware.com.



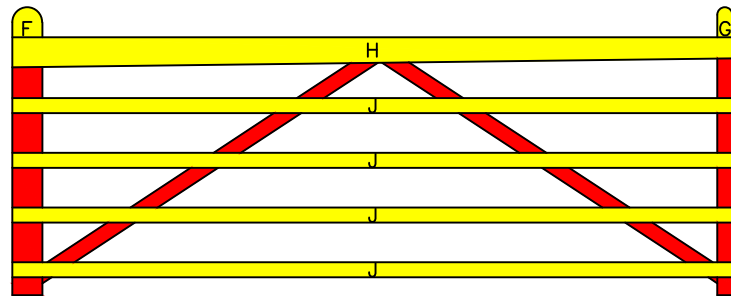
10' DOUBLE 'V' GATE



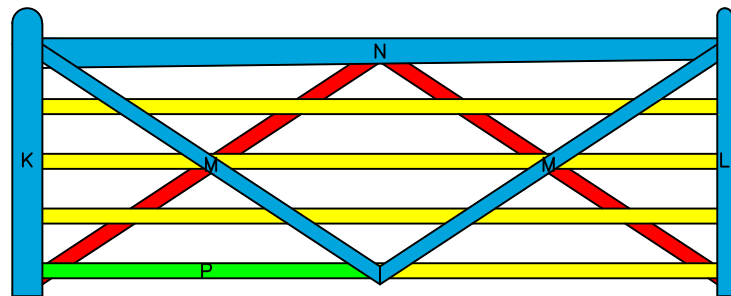
GATE DIMENSIONS



FIRST LAYER



SECOND LAYER

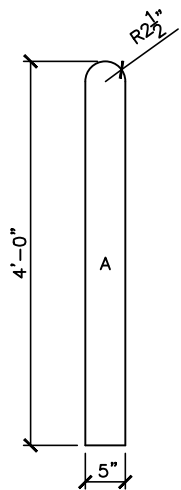


THIRD LAYER

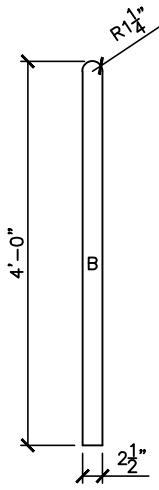
BUILDING STEPS

PROPERTY OF:
 SNUG COTTAGE
 HARDWARE LLC
 MARYSVILLE MI.
 48040

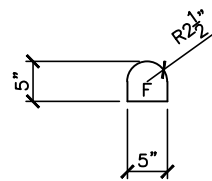
PRODUCT DESCRIPTION:
 10' DOUBLE 'V' GATE
 ALL DIMENSIONS ± 0.125 "



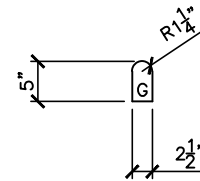
1-1" BOARD



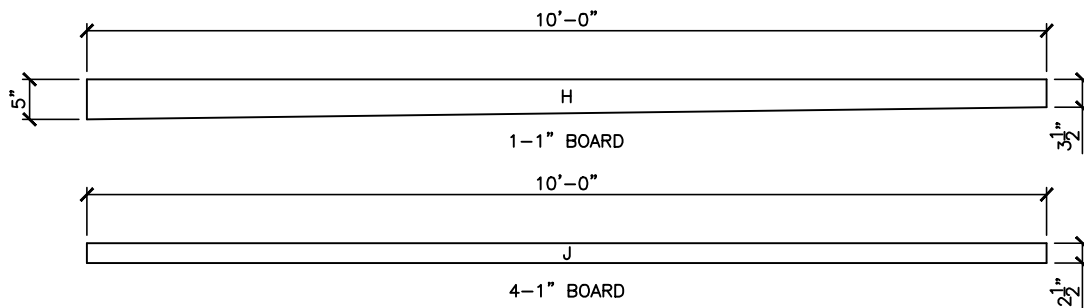
1-1" BOARD



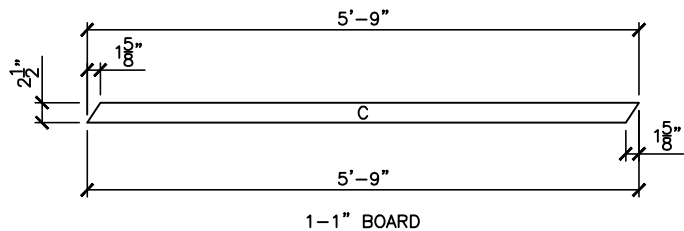
1-1" BOARD



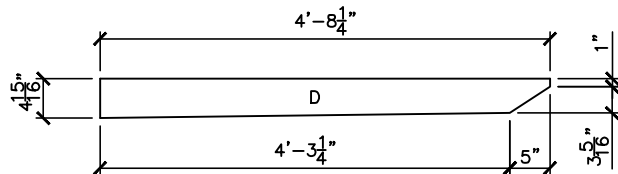
1-1" BOARD



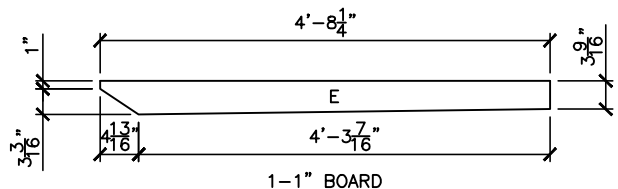
SECOND LAYER COMPONENTS



1-1" BOARD

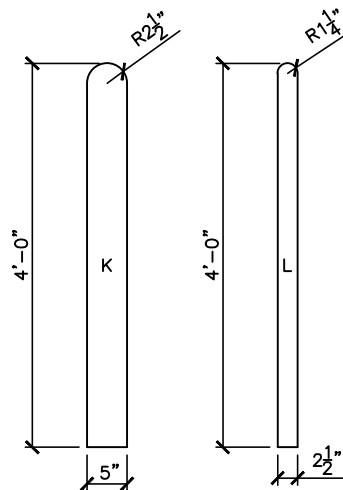


1-1" BOARD



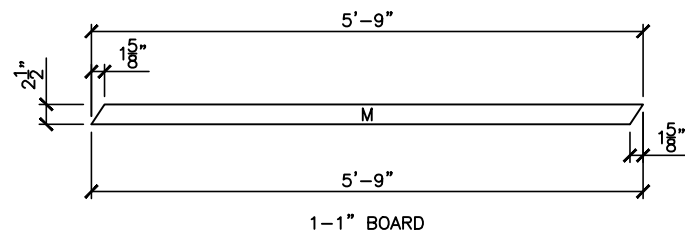
1-1" BOARD

FIRST LAYER COMPONENTS

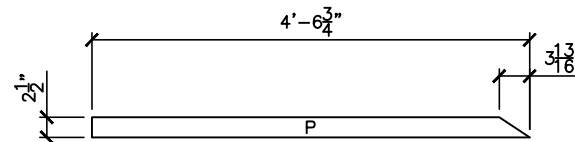


1-1" BOARD

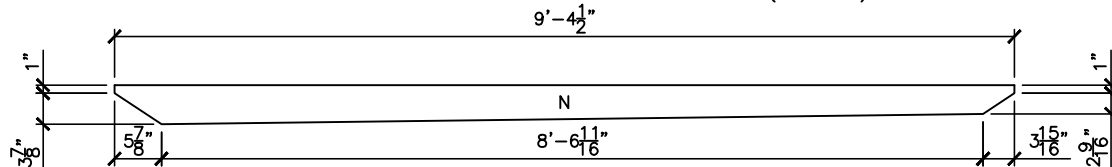
1-1" BOARD



1-1" BOARD



1-1" BOARD (OPTIONAL)



1-1" BOARD

THIRD LAYER COMPONENTS

PROPERTY OF:

SNUG COTTAGE
HARDWARE LLC
MARYSVILLE MI.
48040

PRODUCT DESCRIPTION:

10' DOUBLE 'V' GATE COMPONENTS

ALL DIMENSIONS ±0.125"