

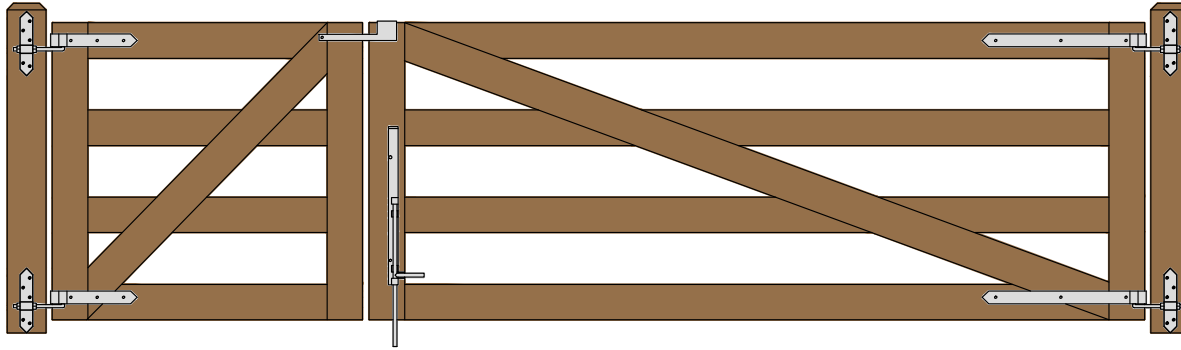
DOUBLE MAINE BOARD RAIL GATE

Double Gate Configuration

(4' & 10' WIDE 46" HIGH GATES)

REAR EYE HINGES (Product Codes #8324)

GATE HUNG BETWEEN POSTS



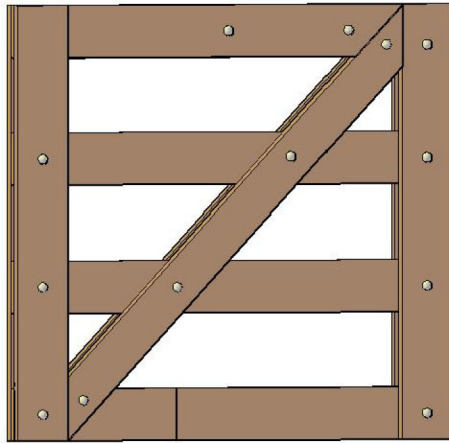
| | |
|--------------------------------------|---|
| Distance between gate and hinge post | A |
| Width of Left Gate | B |
| Distance between gates | C |
| Width of Right Gate | D |
| Distance between gate and hinge post | E |
| Total distance between posts | F |

| Hardware Required | | | | | | | | | |
|---|---|--|---|----|----|-----|----|--------|--|
| | Galvanized Finish | Black Powder Coat over Galvanized Finish | Rear Eye Hinge Advantages Opens 180 degrees Incredible amount of adjustment Easy operation & Very Strong Minimal distance between gate and post | | | | | | |
| Hinge Sets | 1 of 8324-S122 & 1 of 8324-S242 | 1 of 8324-S12P & 1 of 8324-S24P | | | | | | | |
| Fasteners are included with straps | Two Sets Include: 2 of 12 inch double strap (8324-122 or 8324-12SP) & 2 of 24 inch double strap (8324-242 or 8324-24SP) 4 of mounting plate with 8" adjustable threaded pins(8256-342 or 8256-34P) | | | | | | | | |
| Mounting Plate Fasteners* | 4 of FP-8256-G | 4 of FP-8256-B | | | | | | | |
| Cane Bolt (Vertical)** | 1 or 2 of 5000-242 | 1 or 2 of 5000-24SP | Dimensions (feet and inches) | | | | | | |
| | Central Latch Options | | | | | | | | |
| Throw Over Gate Loop | 4200-032 | 4200-03SP | A | B | C | D | E | F | |
| Slide Bolt Latch | 5002-L122 | 5002-L12SP | 1" | 4' | 1" | 10' | 1" | 14' 3" | |
| Lumber Required | | | | | | | | | |
| Posts | 2 of 8' x 6" x6" (usually dressed out at 5.5" x 5.5") | | | | | | | | |
| Rails, Stiles (uprights) and Diagonals made from full 1" thick by 5.5" wide lumber (commonly stocked decking material or rough cut lumber) | | | | | | | | | |
| Rails | 3 of 8' x 1" x 5.5" and 6 of 10' x 1" x 5.5" | | | | | | | | |
| Stiles | 4 of 8' x 1" x 5.5" | | | | | | | | |
| Diagonals | 1 of 10' x 1" x 5.5" and 2 of 10' x 1" x 5.5" | | | | | | | | |
| Filler blocks for bottom hinge | 1 of 8' x 1" x 5.5" | | | | | | | | |
| Fasteners Required for Gate Construction | | | | | | | | | |
| 2 of FP-Maine- Fastener Pack for Maine Board Gate Build (Each pack includes 40 of 1.75" wood screws, 14 of 3.5" HDG carriage bolts nuts and washers) | | | | | | | | | |
| *Mounting Plate Fasteners -20 of 3/8" carriage bolts for posts up to 5.5" thick OR Purchase separately 20 of 3/8" lag bolts (minimum of 4" long) | | | | | | | | | |
| **One 24" Cane Bolt (5000-242 or 5000-24SP) is required for central stability. Two are needed if you require a means of keeping the gates open. | | | | | | | | | |

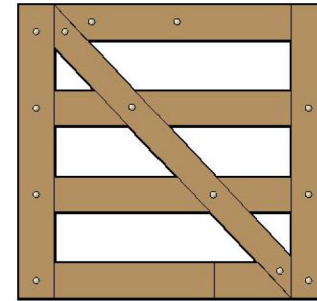
SNUG COTTAGE HARDWARE

Download includes this materials list, component cutting and layout sheet, tips on installing gate posts, and detailed instructions.

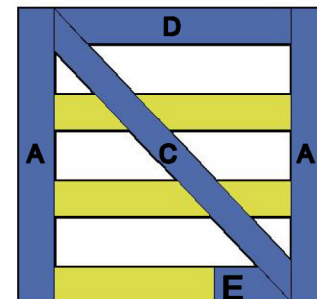
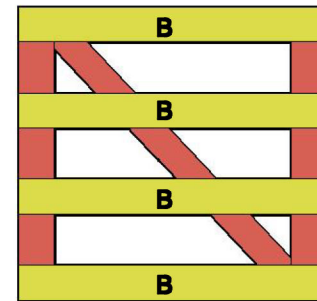
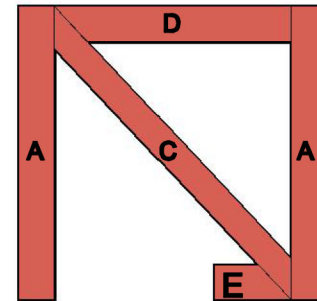
For a complete listing of our free gate plans and gate layouts visit snugcottagehardware.com.



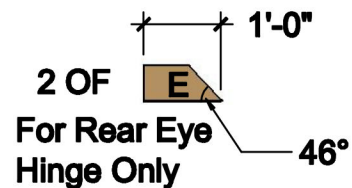
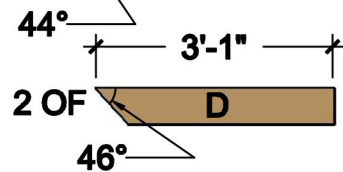
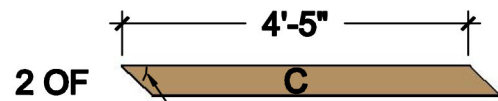
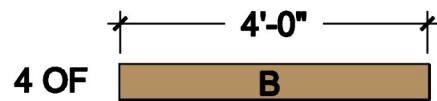
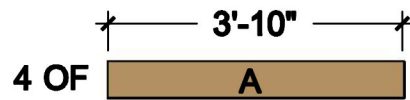
FLAT FRONTAL VIEW



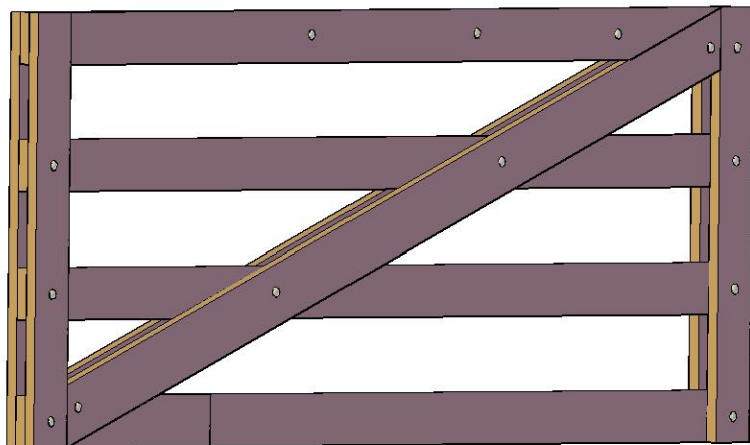
THREE LAYERS



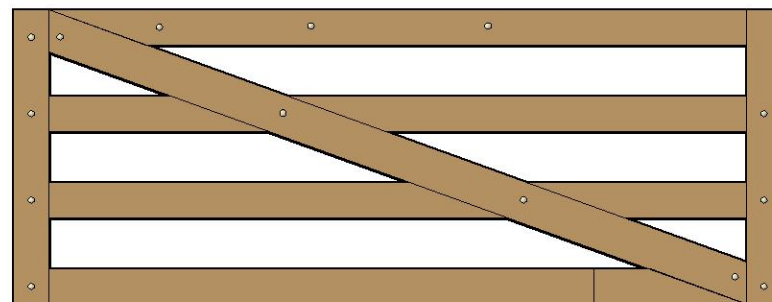
COMPONENTS (FULL 1" THICK x 5-1/2" WIDE)



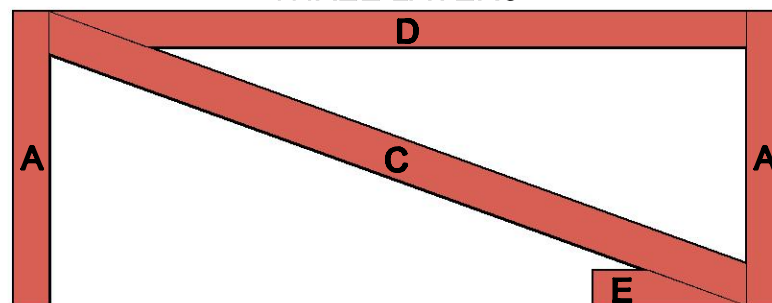
Snug Cottage Hardware
4' Maine Board Gate



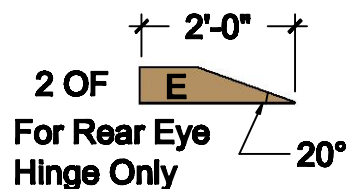
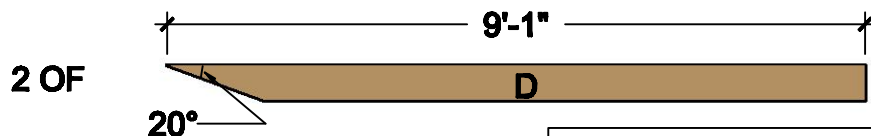
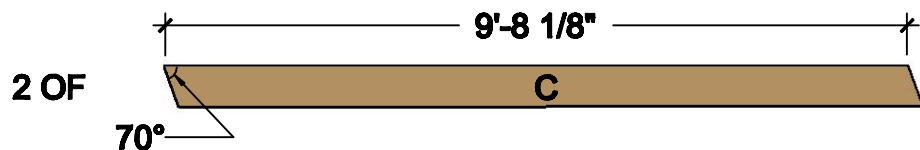
FLAT FRONTAL VIEW



THREE LAYERS



COMPONENTS (FULL 1" THICK x 5-1/2" WIDE)



Snug Cottage Hardware
10' Maine Board Gate

