

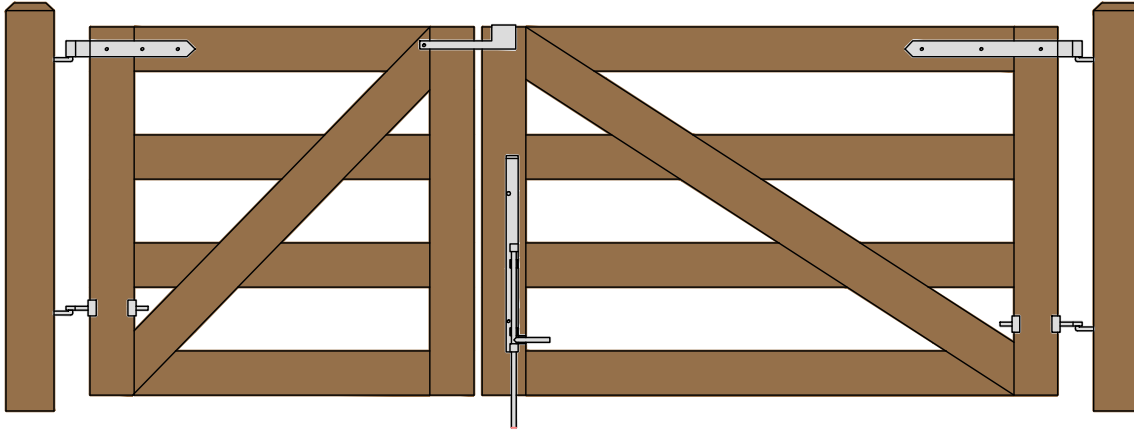
DOUBLE MAINE BOARD RAIL GATE

Double Gate Configuration

(4' & 6' WIDE 46" HIGH GATES)

CENTRAL EYE HINGES (Product Codes #8312)

GATE HUNG BETWEEN POSTS



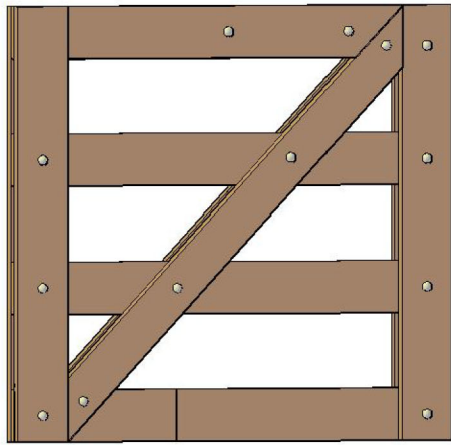
| | |
|--------------------------------------|---|
| Distance between gate and hinge post | A |
| Width of Left Gate | B |
| Distance between gates | C |
| Width of Right Gate | D |
| Distance between gate and hinge post | E |
| Total distance between posts | F |

| Hardware Required | | Central Eye Hinge Advantages | | | | | | |
|--|--|---|---|----|----|----|------|---------|
| | Galvanized Finish | Black Powder Coat over Galvanized Finish | | | | | | |
| Hinge Sets | 1 of 8312-S122 and 1 of 8312-S182 | 1 of 8312-S12P and 1 of 8312-S18P | Opens both ways 100 degrees Incredible amount of adjustment Easy operation Very strong | | | | | |
| All fasteners are included with hardware | Two Sets Include: one 12" double strap (8312-422 or 8312-42SP) & one 18" double strap (8312-482 or 8312-48SP) two adjustable bottom gate fitting (8250-002 or 8250-00P) four 12" adjustable gate pin (8801-122 or 8801-12P) | | Dimensions (feet and inches) | | | | | |
| Cane Bolt (Vertical)* | 1 or 2 of 5000-242 | 1 or 2 of 5000-24SP | A | B | C | D | E | F |
| Central Latch Options | | | | | | | | |
| Throw Over Gate Loop | 4200-032 | 4200-03SP | 4.5" | 4' | 1" | 6' | 4.5" | 10' 10" |
| Slide Bolt Latch | 5002-L122 | 5002-L12SP | 4.5" | 4' | 1" | 6' | 4.5" | 10' 10" |
| Lumber Required | | | | | | | | |
| Posts | 2 of 8' x 6" x 6" (usually dressed out at 5.5" x 5.5") | | | | | | | |
| Rails, Stiles (uprights) and Diagonals made from full 1" thick by 5.5" wide lumber (commonly stocked decking material or rough cut lumber) | | | | | | | | |
| Rails | 3 of 8' x 1" x 5.5" and 3 of 12' x 1" x 5.5" | | | | | | | |
| Stiles | 4 of 8' x 1" x 5.5" | | | | | | | |
| Diagonals | 1 of 10' x 1" x 5.5" and 1 of 14' x 1" x 5.5" | | | | | | | |
| Fasteners Required for Gate Construction | | | | | | | | |
| 2 of FP-Maine- Fastener Pack for Maine Board Gate Build (Each pack includes 40 of 1.75" wood screws, 14 of 3.5" HDG carriage bolts nuts and washers) | | | | | | | | |
| *One 24" Cane Bolt (5000-242 or 5000-24SP) is required for central stability. Two are needed if you require a means of keeping the gates open. | | | | | | | | |

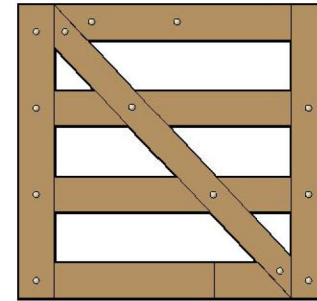
SNUG COTTAGE HARDWARE

Download includes this materials list, component cutting and layout sheet, tips on installing gate posts, and detailed instructions.

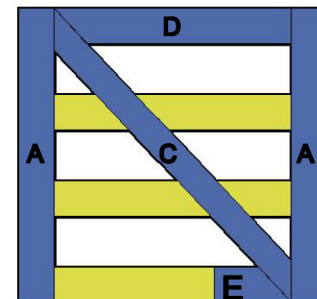
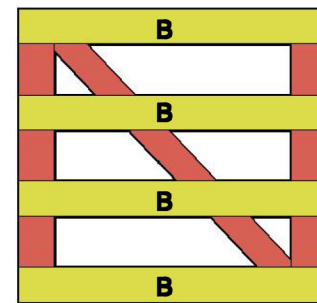
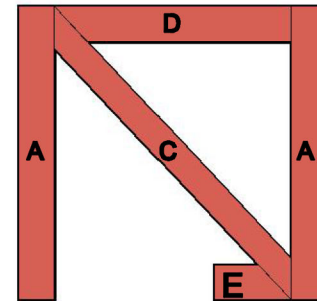
For a complete listing of our free gate plans and gate layouts visit snugcottagehardware.com.



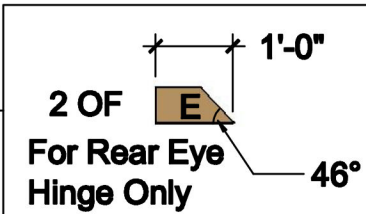
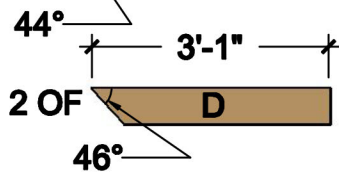
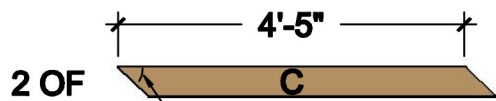
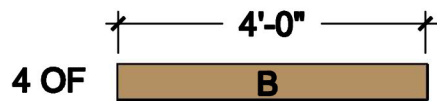
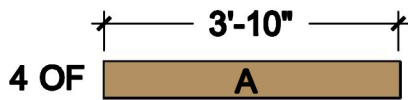
FLAT FRONTAL VIEW



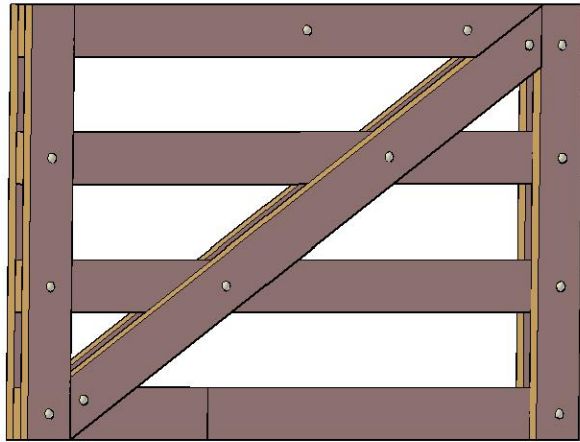
THREE LAYERS



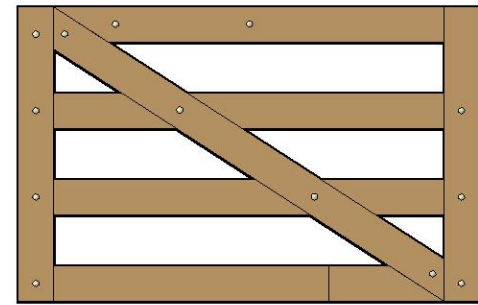
COMPONENTS (FULL 1" THICK x 5-1/2" WIDE)



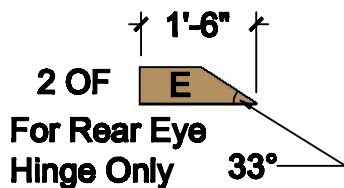
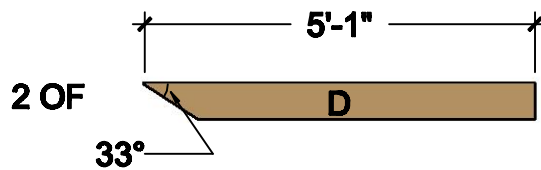
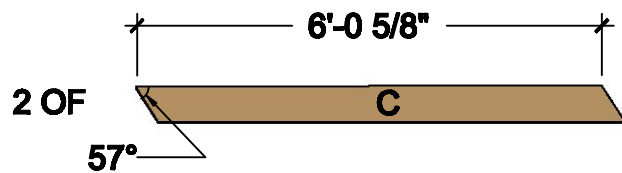
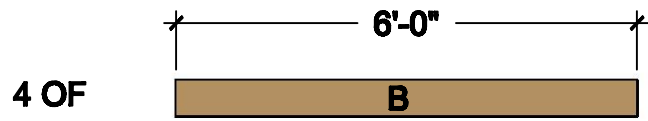
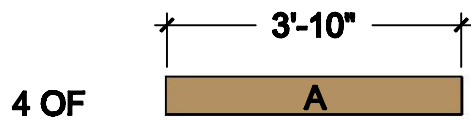
Snug Cottage Hardware
4' Maine Board Gate



FLAT FRONTAL VIEW



COMPONENTS (FULL 1" THICK x 5-1/2" WIDE)



Snug Cottage Hardware
6' Maine Board Gate

THREE LAYERS

