

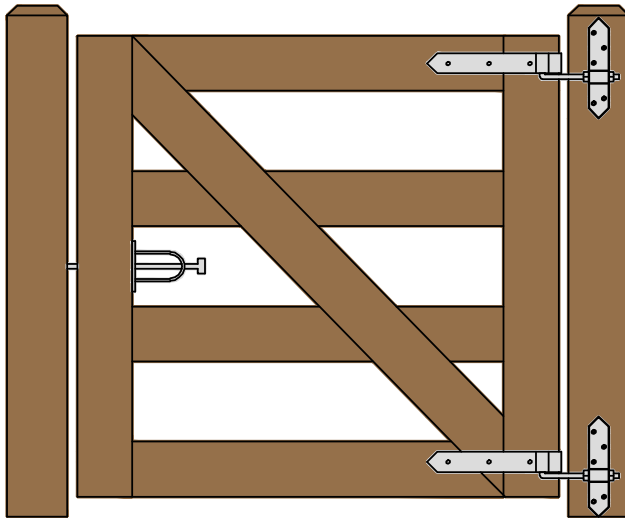
# SINGLE MAINE BOARD RAIL GATE

## Single Gate Configuration

(4 FOOT WIDE 46" HIGH GATES)

**REAR EYE HINGES** (Product Codes #8324)

**GATE HUNG BETWEEN POSTS**



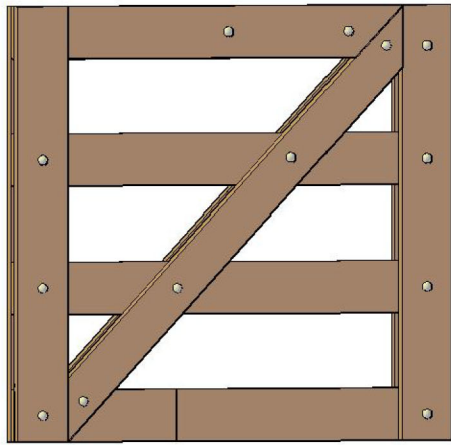
Distance between latch post and gate	A
Width of Gate	B
Distance between gate and hinge post	C
Total distance between posts	D

Hardware Required			
	Galvanized Finish	Black Powder Coat over Galvanized Finish	Rear Eye Hinge Advantages
Hinge Set	8324-S122	8324-S12P	Opens 180 degrees Incredible amount of adjustment Easy Operation & Very Strong Minimal space between gate & post
Fasteners included with straps	Set Includes two 12 inch double strap (8324-122 or 8324-12SP) two mounting plate with 8" adjustable threaded pins(8256-342 or 8256-34P)		
Mounting Plate Fasteners*	FP-8256-G x2	FP-8256-B x2	
<b>Central Latch Options</b>			
			Dimensions (feet and inches)
			A      B      C      D
Irish Gate Latch (shown above)	8328-002	8328-00SP	1"      4'      1"      4' 2"
Quick Catch	4100-3SS	4100-3BSS	1.5"      4'      1"      4' 2.5"
Spring Latch	8327-002	8327-00P	4"      4'      1"      4' 5"
Slide Bolt Latch	5002-L122	5002-L12SP	1"      4'      1"      4' 2"
Optional Gate Hold Back			
Heavy Duty Cabin Hook	4270-122	4270-12SP	A means of keeping gate open
Lumber Required			
Posts	2 of 8' x 6" x 6" (usually dressed out at 5.5" x 5.5")		
Rails, Stiles (uprights) and Diagonals made from full 1" thick by 5.5" wide lumber (commonly stocked decking material or rough cut lumber)			
Rails	3 of 8' x 1" x 5.5"		
Stiles	2 of 8' x 1" x 5.5"		
Diagonals	1 of 10' x 1" x 5.5"		
Filler blocks for bottom hinge	1 of 8' x 1" x 5.5"		
Fasteners Required for Gate Construction			
FP-Maine- Fastener Pack for Maine Board Gate Build (Includes 40 of 1.75" wood screws, 14 of 3.5" HDG carriage bolts nuts and washers)			
*Mounting Plate Fasteners - 10 of 3/8" carriage bolts for posts up to 5.5" thick <b>OR</b> Purchase separately 10 of 3/8" lag bolts (minimum of 4" long)			

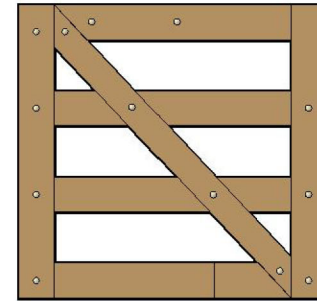
**SNUG COTTAGE HARDWARE**

Download includes this materials list, component cutting and layout sheet, tips on installing gate posts, and detailed instructions.

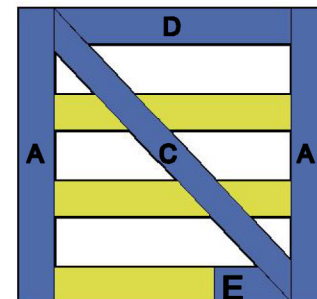
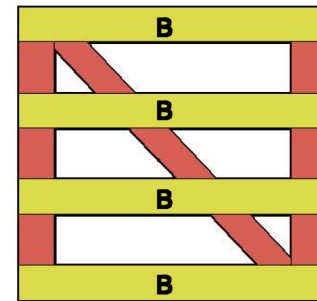
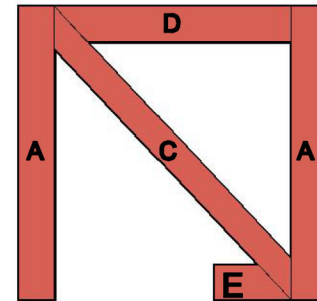
For a complete listing of our free gate plans and gate layouts visit [snugcottagehardware.com](http://snugcottagehardware.com).



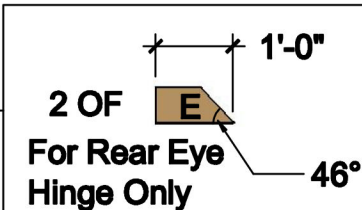
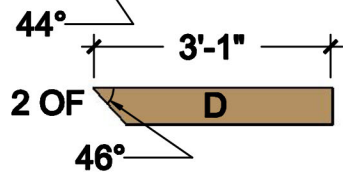
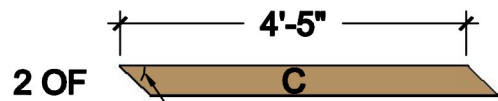
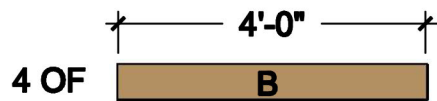
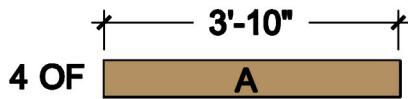
**FLAT FRONTAL VIEW**



**THREE LAYERS**



**COMPONENTS (FULL 1" THICK x 5-1/2" WIDE)**



**Snug Cottage Hardware**  
4' Maine Board Gate